










Author Correction: Architecture and dynamics of a desmosome–endoplasmic reticulum complex

Correction to: *Nature Cell Biology*
<https://doi.org/10.1038/s41556-023-01154-4>,
published online 8 June 2023.

<https://doi.org/10.1038/s41556-024-01376-0>

Published online: 12 February 2024

Navaneetha Krishnan Bharathan , William Giang , Coryn L. Hoffman, Jesse S. Aaron , Satya Khuon, Teng-Leong Chew , Stephan Preibisch , Eric T. Trautman , Larissa Heinrich, John Bogovic , Davis Bennett, David Ackerman, Woo Hyun Park, Alyson Petrucio, Aubrey V. Weigel , Stephan Saalfeld, COSEM Project Team, A. Wayne Vogl, Sara N. Stahley & Andrew P. Kowalczyk 

In the version of the article initially published, a citation was missing from the “Keratin and desmosomes regulate ER morphology and ER stress” section. The sentence “This KRT14 mutation results in the skin blistering disease epidermolysis bullosa simplex (EBS) by causing keratin filament aggregation” now cites: Coulombe, P. A. et al. Point mutations in human keratin 14 genes of epidermolysis bullosa simplex patients: Genetic and functional analyses. *Cell* **66**, 1301–1311 (1991). This update has been made to the HTML and PDF versions of the article.

© The Author(s), under exclusive licence to Springer Nature Limited 2024

Retraction Note: Molecular characterization of LC3-associated phagocytosis reveals distinct roles for Rubicon, NOX2 and autophagy proteins

Retraction to *Nature Cell Biology*
<https://doi.org/10.1038/ncb3192>,
published online 22 June 2015

<https://doi.org/10.1038/s41556-024-01383-1>

Published online: 4 March 2024

Jennifer Martinez, R. K. Subbarao Malireddi, Qun Lu, Larissa Dias Cunha, Stephane Pelletier, Sebastien Gingras, Robert Orchard, Jun-Lin Guan, Haiyan Tan, Junmin Peng, Thirumala-Devi Kanneganti, Herbert W. Virgin & Douglas R. Green

The authors have retracted this article after an institutional investigation carried out by St. Jude Children’s Research Hospital concluded that multiple figures in the article are unreliable due to misrepresentation of data, decreasing confidence in the integrity of the experimental findings reported. The authors offer their sincere apologies to the scientific community. All authors agree to this retraction.

© Springer Nature Limited 2024