


Author Correction: Genome-wide association study of intracranial aneurysms identifies 17 risk loci and genetic overlap with clinical risk factors

Mark K. Bakker , Rick A. A. van der Spek, Wouter van Rheenen , Sandrine Morel , Romain Bourcier, Isabel C. Hostettler , Varinder S. Alg, Kristel R. van Eijk, Masaru Koido , Masato Akiyama, Chikashi Terao , Koichi Matsuda , Robin G. Walters , Kuang Lin, Liming Li, Iona Y. Millwood, Zhengming Chen , Guy A. Rouleau , Sirui Zhou, Kristiina Rannikmäe , Cathie L. M. Sudlow, Henry Houlden , Leonard H. van den Berg, Christian Dina , Olivier Naggara, Jean-Christophe Gentric, Eimad Shotar, François Eugène , Hubert Desal, Bendik S. Winsvold , Sigrid Børte , Marianne Bakke Johnsen, Ben M. Brumpton , Marie Søfteland Sandvei , Cristen J. Willer , Kristian Hveem, John-Anker Zwart , W. M. Monique Verschuren, Christoph M. Friedrich , Sven Hirsch , Sabine Schilling , Jérôme Dauvillier , Olivier Martin, HUNT All-In Stroke*, China Kadoorie Biobank Collaborative Group*, BioBank Japan Project Consortium*, The ICAN Study Group*, CADISP Group*, Genetics and Observational Subarachnoid Haemorrhage (GOSH) Study investigators*, International Stroke Genetics Consortium (ISGC)*, Gregory T. Jones , Matthew J. Bown , Nerissa U. Ko , Helen Kim , Jonathan R. I. Coleman , Gerome Breen, Jonathan G. Zaroff, Catharina J. M. Klijn , Rainer Malik, Martin Dichgans , Muralidharan Sargurupremraj, Turgut Tatlisumak, Philippe Amouyel , Stéphanie Debette , Gabriel J. E. Rinkel, Bradford B. Worrall, Joanna Pera, Agnieszka Slowik, Emília I. Gaál-Paavola, Mika Niemelä, Juha E. Jääskeläinen, Mikael von Und Zu Fraunberg, Antti Lindgren , Joseph P. Broderick, David J. Werring , Daniel Woo, Richard Redon , Philippe Bijlenga , Yoichiro Kamatani, Jan H. Veldink  and Ynte M. Ruigrok 

Correction to: *Nature Genetics* <https://doi.org/10.1038/s41588-020-00725-7>, published online 16 November 2020.

In the version of this article initially published, the following statement was missing from the Acknowledgements: “We are grateful to the GenoBiRD core facility (Biogenouest), the Clinical Investigation Center (INSERM CIC1413) and the Center of Biological Resources in Nantes (BB-0033-00040; CHU Nantes, France) for their assistance in managing and genotyping the ICAN and PREGO biobanks. R.R. was supported by the French Regional Council of Pays-de-la-Loire (VaCaRMe program) and the Agence Nationale de la Recherche (ANR-15-CE17-0008-01 to G.L.). H.D. and R.B. were supported by the French Ministry of Health (clinical trial NCT02848495 to H.D.), the Genavie Foundation, the Société Française de Radiologie and the Société Française de Neuroradiologie.” The error has been corrected in the HTML and PDF versions of the article.





*Lists of authors and their affiliations appear online.

Published online: 22 December 2020

<https://doi.org/10.1038/s41588-020-00760-4>

© The Author(s), under exclusive licence to Springer Nature America, Inc. 2020

Author Correction: Exploring the structural distribution of genetic variation in SARS-CoV-2 with the COVID-3D online resource

Stephanie Portelli , Moshe Olshansky, Carlos H. M. Rodrigues , Elston N. D’Souza , Yoochan Myung, Michael Silk, Azadeh Alavi, Douglas E. V. Pires and David B. Ascher 

Correction to: *Nature Genetics* <https://doi.org/10.1038/s41588-020-0693-3>, published online 9 September 2020.

The version of this article initially published contained statements that data obtained through GISAID were used. No data used in the COVID-3D online resource were accessed through GISAID. Accordingly, mentions of GISAID in Supplementary Fig. 2 and the Supplementary Methods have been removed; the reference to the GISAID resource has been removed from the main text; and “variants detected in more than 125,000 SARS-CoV-2 genomic sequences” has been changed to “more than 11,000 variants detected in circulating SARS-CoV-2 genomic sequences.” The errors have been corrected in the HTML and PDF versions of the article.

Published online: 4 January 2021

<https://doi.org/10.1038/s41588-020-00775-x>

© The Author(s), under exclusive licence to Springer Nature America, Inc. 2021