


Publisher Correction: Calibration of CAR activation potential directs alternative T cell fates and therapeutic potency



Judith Feucht, Jie Sun, Justin Eyquem, Yu-Jui Ho, Zeguo Zhao, Josef Leibold, Anton Dobrin, Annalisa Cabriolu, Mohamad Hamieh and Michel Sadelain 

Correction to: *Nature Medicine* <https://doi.org/10.1038/s41591-018-0290-5>, published online 17 December 2018.

In the version of this article originally published, there was an error in the legend for Extended Data Fig. 7. The legend for panel f was originally: “f, FACS analysis of IL7R⁺, CD62L⁻ and CD45RA⁻ expression on TRAC-1928ζ and TRAC-1XX CAR T cells at day 63 post CAR infusion (representative for at least n = 3 mice per group in one independent experiment).” The legend should have been: “f, FACS analysis of IL7R⁺, CD62L⁺ and CD45RA⁺ expression on TRAC-1928ζ and TRAC-1XX CAR T cells at day 63 post CAR infusion (representative for at least n = 3 mice per group in one independent experiment).” The error has been corrected in the HTML and PDF versions of this article.

Published online: 28 January 2019
<https://doi.org/10.1038/s41591-019-0360-3>

Publisher Correction: Cardiologist-level arrhythmia detection and classification in ambulatory electrocardiograms using a deep neural network

Awni Y. Hannun , Pranav Rajpurkar , Masoumeh Haghpanahi, Geoffrey H. Tison, Codie Bourn, Mintu P. Turakhia and Andrew Y. Ng

Correction to: *Nature Medicine* <https://doi.org/10.1038/s41591-018-0268-3>, published online 7 January 2019.

In the version of this article originally published, the x axis labels in Fig. 1a were incorrect. The labels originally were ‘Specificity,’ but should have been ‘1 – Specificity.’ Also, the x axis label in Fig. 2b was incorrect. It was originally ‘DNN predicted label,’ but should have been ‘Average cardiologist label.’ The errors have been corrected in the PDF and HTML versions of this article.

Published online: 24 January 2019
<https://doi.org/10.1038/s41591-019-0359-9>

Publisher Correction: The molecular landscape of pediatric acute myeloid leukemia reveals recurrent structural alterations and age-specific mutational interactions

Hamid Bolouri, Jason E Farrar, Timothy Triche Jr, Rhonda E Ries, Emilia L Lim, Todd A Alonzo, Yussanne Ma, Richard Moore, Andrew J Mungall, Marco A Marra, Jinghui Zhang, Xiaotu Ma, Yu Liu, Yanling Liu, Jaime M Guidry Auvil, Tanja M Davidsen, Patee Gesuwan, Leandro C Hermida, Bodour Salhia, Stephen Capone, Giridharan Ramsingh, Christian Michel Zwaan, Sanne Noort, Stephen R Piccolo, E Anders Kolb, Alan S Gamis, Malcolm A Smith, Daniela S Gerhard and Soheil Meshinchi

Correction to: *Nature Medicine* <https://doi.org/10.1038/nm.4439>, published online 11 December 2017.

In the version of this article originally published, the color key in Fig. 1a was wrong. In the Cytogenetics key, the box over t(8;21) originally was green. It should have been red, matching the color of the sections of the pie graphs below the key that were labeled with 15% and 19%.

Published online: 31 January 2019
<https://doi.org/10.1038/s41591-019-0369-7>