



## Synthesis of endohedral fullerenes by molecular surgery

Sally Bloodworth <sup>1</sup>✉ & Richard J. Whitby <sup>1</sup>

Encapsulation of atoms or small molecules inside fullerenes provides a unique opportunity for study of the confined species in the isolated cavity, and the synthesis of closed  $C_{60}$  or  $C_{70}$  fullerenes with enclosed atoms or molecules has recently developed using the method of ‘molecular surgery’; in which an open-cage intermediate fullerene is the host for encapsulation of a guest species, before repair of the cage opening. In this work we review the main methods for cage-opening and closure, and the achievements of molecular surgery to date.

**E**ndohedral fullerenes (endofullerenes) are stable host-guest complexes in which atoms, ions or molecules are trapped inside the cavity of a fullerene<sup>1</sup>, and are usually sub-grouped as endohedral metallofullerenes<sup>2</sup> and non-metal endofullerenes<sup>3</sup>.

To date, non-metal endofullerenes in which atomic nitrogen, phosphorus, noble gases, or a small molecule are encapsulated by  $C_{60}$  or  $C_{70}$  (most commonly) have been prepared, and are denoted  $A@C_{60}$  (e.g.,) where ‘A’ represents the trapped endohedral species. They are compounds of enormous interest in several areas; for spectroscopic study of the quantised energy level structure of the trapped species<sup>4–7</sup>, for study of the internuclear (host-guest) interactions resulting from encapsulation and validation of predictive models of these interactions<sup>8,9</sup>, for study of the effect of an encapsulated species upon the properties and reactivity of the cage<sup>10–13</sup>, and for the materials applications that arise in each of these areas. Currently, there are few reviews in these fields, since the availability of non-metal endofullerenes at macroscopic (multi milligram) scale has developed apace only recently.

In early mass spectrometry experiments, collision of accelerated  $C_{60}^{+}$  or  $C_{70}^{+}$  with helium gas resulted in encapsulation of a single helium atom by the fullerene cage<sup>14–17</sup>, and led to the development of the first methods for preparation of non-metal endofullerenes by high energy direct insertion. Exposure of  $C_{60}$  under high temperature and high pressure of a noble gas, leads to ~0.1% insertion of He, Ne, Ar or Kr, or 0.03% of Xe<sup>18</sup>, and the level of incorporation is improved in the presence of KCN, to 1% for He and ~0.3% for Ar, Kr, or Xe<sup>19–21</sup>. Substantial enrichment of the noble gas content, by removal of empty  $C_{60}$  using many cycles of preparative HPLC, is achieved for the heavier endofullerenes, but mass recovery is low ( $Ar@C_{60}$ , 1.3 mg, 98% filled<sup>21,22</sup>;  $Kr@C_{60}$ , 1.0 mg, 99% filled<sup>23</sup>;  $Xe@C_{60}$ , 0.32 mg, 50% filled<sup>20</sup>). Similarly, detection by mass spectrometry of  $N_2@C_{60/70}$ ,  $CO@C_{60}$  and  $HeNe@C_{60}$  results from high temperature exposure of the fullerene to a high pressure of the corresponding gas<sup>24</sup>.  $N_2@C_{60/70}$  is also obtained from ion implantation under glow discharge<sup>25</sup>, and the atomic endofullerenes  $N@C_{60/70}$  and  $P@C_{60}$  have been prepared by ion implantation techniques<sup>25–29</sup>. Pure  $N@C_{60}$  has been isolated by exhaustive HPLC enrichment<sup>30</sup>, although the material yield (microgram scale) from these direct insertion methods is too low for many spectroscopic applications<sup>30–32</sup>.

In the mid 1990s, Fred Wudl and Yves Rubin proposed the synthesis of endofullerenes from a multi-step procedure in which an opening in the fullerene is created, of suitable size to allow entry of a guest species into the cavity before a series of reactions to repair the cage-opening—restoring the original fullerene with the endohedral guest species trapped inside<sup>33,34</sup>. For realisation of this approach, controlled methods to create an opening in the fullerene cage would be required and Wudl accomplished the earliest cage-opening of  $C_{60}$  by 1,3-dipolar cycloaddition of

<sup>1</sup>Chemistry, Faculty of Engineering and Physical Sciences, University of Southampton, Southampton SO17 1BJ, UK. ✉email: [S.Bloodworth@soton.ac.uk](mailto:S.Bloodworth@soton.ac.uk)

an alkyl azide—involving scission of a single bond of C<sub>60</sub> (Fig. 1a). Furthermore, controlled expansion of the orifice size was demonstrated by a contiguous oxidative cleavage, *via* [2 + 2] cycloaddition with singlet oxygen<sup>33,35</sup>. A strategy of two-step saturation of a six-membered ring of the fullerene cage, followed by [2 + 2 + 2] ring-opening, was explored by Rubín (Fig. 1a)<sup>36–38</sup>, after both authors showed that C<sub>60</sub> participates as the 2π component in [4 + 2] cycloadditions (achieving partial saturation, a good first step)<sup>39,40</sup>. Interruption of the intended sequence by reaction of the first cycloadduct, **4**, with <sup>1</sup>O<sub>2</sub> lead to an open-cage derivative (**5**) of C<sub>60</sub> with the largest orifice then known, able to accommodate H<sub>2</sub> (5 mol%) or an atom of <sup>3</sup>He (1.5 mol%) when heated under a high pressure of either gas (475 atm <sup>3</sup>He, or 100 atm H<sub>2</sub>) (Fig. 1b)<sup>41</sup>.

Preparation of these first ‘open’ endohedral fullerenes, H<sub>2</sub>@**5** and <sup>3</sup>He@**5**, was just one of two early milestones achieved by the Rubín group. In 1996, the product, **6**, of Diels-Alder [4 + 2] cycloaddition between C<sub>60</sub> and 1-((trimethylsilyloxy)-1,3-butadiene, acidic cleavage of the silyl ether and dehydration, was found to undergo photochemical [4 + 4] rearrangement followed by [2 + 2 + 2] cycloreversion of the unstable intermediate **7** (Fig. 1c)<sup>42</sup>. The isolable ethene-bridged product **8** has an eight-membered opening too small for the entry of guest species into the cavity. Importantly however, this sequence of a Diels-Alder cycloaddition of C<sub>60</sub> coupled with elimination to form an intermediate of core structure **6**, followed by the [4 + 4] and [2 + 2 + 2] pericyclic steps, would become the initial cage-opening process of all subsequent syntheses of non-metal endofullerenes—every example of which involves an intermediate of general structure **8** as the first stable C<sub>60</sub> (or C<sub>70</sub>) derivative in the reaction sequence.

Herein we give a succinct review of the synthesis of non-metal closed endohedral fullerenes via open-cage intermediates, routes that have become known as ‘molecular surgery’. In our discussion of open-fullerenes, we include only those for which encapsulation of an atom or molecule has been demonstrated, and we further limit these to the examples whose synthesis contributed methods to the development of completed routes to A@C<sub>60/70</sub>. An excellent, comprehensive review of open-cage fullerenes is already available<sup>43</sup>. More recent studies of the encapsulation of small molecules by open-fullerenes derived from fullerene-mixed peroxides, towards applications of the *open* host-guest complex by selective trapping/release of the guest, were conducted by the group of Liangbing Gan and lately reviewed<sup>44</sup>.

Synthesis of closed endofullerenes will be categorised according to two main synthetic routes for encapsulation of (i) ‘small’ guest species He, Ne, H<sub>2</sub>, HF or H<sub>2</sub>O in the fullerene cage, and (ii) all larger noble gas atoms and small molecules. Current challenges are discussed in a final ‘outlook’ section.

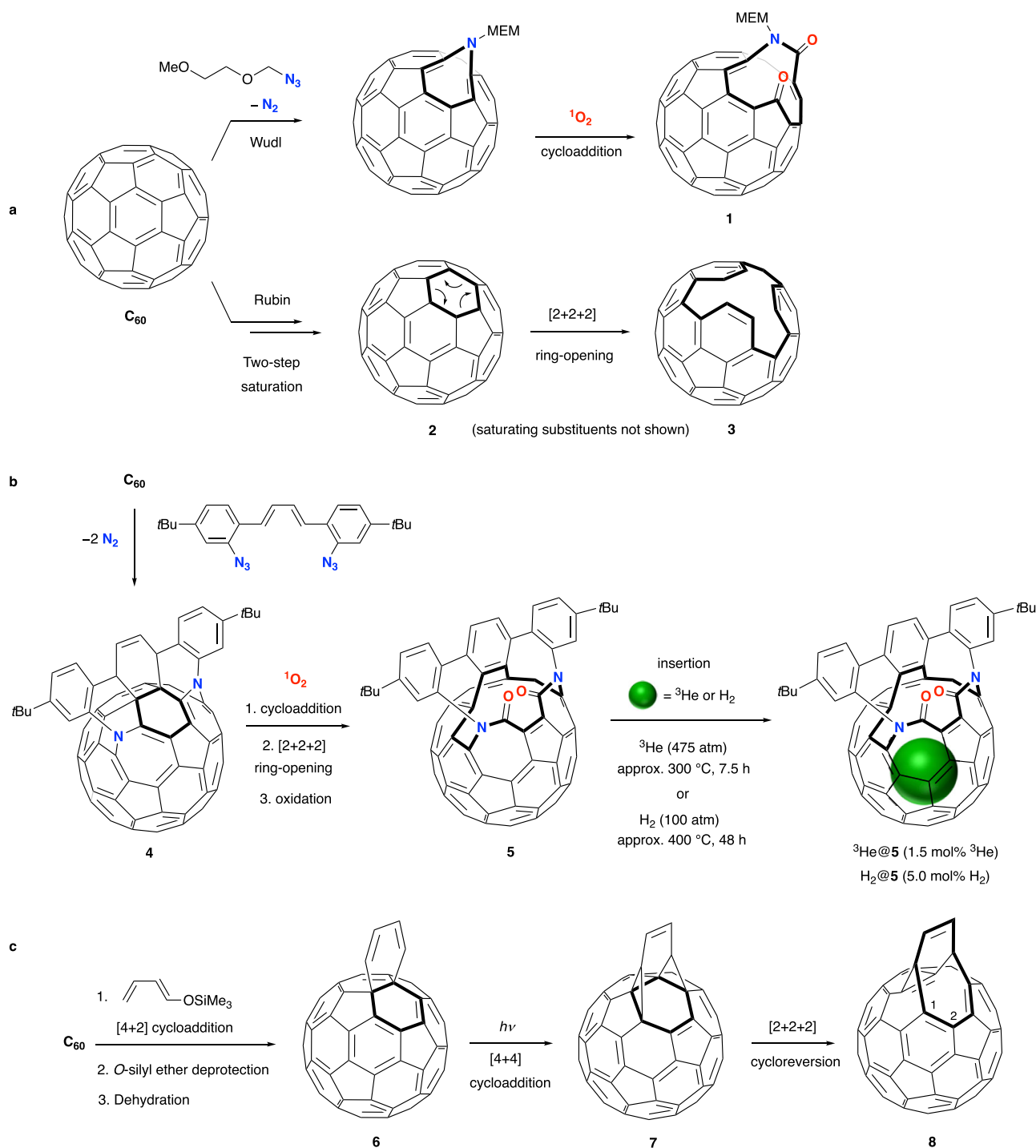
**Open-cage fullerenes.** Concurrent methods to obtain an open-fullerene with core structure **8** in one-pot from C<sub>60</sub>, followed by regioselective oxidative cleavage to widen the cage-opening, were developed by the groups of Shizuaki Murata<sup>45,46</sup> and Koichi Komatsu<sup>47–49</sup>.

Murata reported the cycloadduct (**10**) of Diels-Alder reaction between C<sub>60</sub> and palladacyclopentadiene complexes, **9**, to undergo photoinduced [4 + 4] rearrangement and [2 + 2 + 2] cycloreversion, identically to the Rubín sequence, to give open-fullerene **11** in ~70% yield (based upon **9** = dimethoxyglyoxime complex, Fig. 2a)<sup>46</sup>. The HOMO of ethene-bridged open-fullerenes with core structure **8** is localised at the (two) double bond(s) C(1)-C(2)<sup>48</sup>, and oxidative cleavage of **11** occurs regioselectively at this position upon irradiation of a toluene or CHCl<sub>3</sub> solution of **11** in air, since formation of <sup>1</sup>O<sub>2</sub> is sensitised

by the fullerene itself<sup>45</sup>. The resulting diketone, **12**, has too small an opening for the entry of a guest molecule but was found to undergo an unusual reaction with either substituted hydrazines or hydrazones<sup>50</sup>, or *o*-phenylenediamine<sup>51</sup> reagents—each involving clean and highly selective scission of the C(3)-C(4) bond by hydroamination. Open-fullerenes, **13** and **14** were obtained respectively, and **14** was found to participate in further selective widening of the cage in the presence of additional amine base. Similarly, widening of the orifice of Wudl’s ketolactam open-fullerene **1** was achieved with *o*-phenylenediamine and excess pyridine, to furnish **16** (Fig. 2b)<sup>52</sup>. S.-i. Iwamatsu and S. Murata have reviewed the elegant characterisation work which they carried out to elucidate the structures of **13–16**<sup>53</sup>, and demonstrated the encapsulation of molecular guests (Fig. 2c). Encapsulation of molecular hydrogen by open-fullerenes **13a–c** occurs under 13.5 MPa H<sub>2</sub> at 100 °C, with up to 83% ‘filling’ of the cage<sup>50</sup>. The openings of **15** or **16** are too large to prevent the rapid escape of H<sub>2</sub>, but allow larger guest species to be accommodated and retained. Water enters both **15** and **16a/b** under ambient conditions, and temperature-dependent loss of water from H<sub>2</sub>O@**16a/b** is much slower than from H<sub>2</sub>O@**15** which has a bigger cage opening<sup>51,52</sup>. Accordingly, encapsulation of CO, NH<sub>3</sub> and CH<sub>4</sub> by **15** was accomplished under conditions of moderate pressure to furnish stable endohedral fullerene products, of which NH<sub>3</sub>@**15** is reported to undergo a (slow) partial loss of the guest molecule<sup>54–56</sup>.

Akin to the pathway described by Murata and Iwamatsu, a further example of one-pot preparation of an open C<sub>60</sub> derivative with core structure **8** was reported by Komatsu (Fig. 3). Upon heating C<sub>60</sub> with phthalazine, in 1-chloronaphthalene solution near reflux, open-fullerene **18** was obtained from [4 + 2] cycloaddition, loss of N<sub>2</sub> from an unstable intermediate **17**, and the [4 + 4] addition / [2 + 2 + 2] reversion sequence already described<sup>47</sup>. Oxidative cleavage of C(1)-C(2) is regioselective, although diketone **19** was obtained in modest yield (Fig. 3a)<sup>48</sup> cf. the comparable diketone **12**. Further examples of [4 + 2] cycloaddition between C<sub>60</sub> or C<sub>70</sub> (as the 2π component) and ‘diene’ partners embedded in a pyridazine core structure, like the reaction with phthalazine, would lead to the general adoption of this method for the initial cage-opening in synthesis of endofullerenes. These have been reviewed recently<sup>57</sup>. Of the first examples (Fig. 3b), a substituted 1,2,3-triazine, **20**, was partnered with C<sub>60</sub> to confer solubility of the open-fullerene product(s) in common organic solvents<sup>58</sup>. The cycloadduct **21** is an imine-bridged asymmetric analogue of the ethene-bridged compounds **8**, **11** or **18** and, from DFT calculations, the HOMO of **21** is localised at the C(2)-C(3) and C(4)-C(5) double bonds (similarly to the ethene-bridged examples). Accordingly, oxidative cleavage of either the C(2)-C(3) or C(4)-C(5) double bond of **21** using <sup>1</sup>O<sub>2</sub> leads to a separable mixture of **22** and **23**, respectively. The major product, **22**, was obtained in 61% yield and its orifice can be widened by: (i) Iwamatsu’s regioselective addition of an aromatic hydrazine or hydrazone<sup>59</sup>, or *o*-phenylenediamine<sup>60</sup> to give **24**; or, (ii) sulfur atom insertion using S<sub>8</sub> in the presence of a single-electron reductant, tetrakis(dimethylamino)ethylene (TDAE), from which **25** is isolated in good yield<sup>58</sup>.

The cage-opening of **24** is of the same size as its all-carbon analogue **15**, and **24** was similarly shown to encapsulate water under conditions of ambient pressure. The equilibrium between empty **24** and H<sub>2</sub>O@**24** is dependent upon temperature and solvent polarity. Encapsulation of formaldehyde or HCN by **24** also occurs under conditions of ambient pressure; H<sub>2</sub>CO@**24** is observed as the minor component (9%) in an inseparable mixture with H<sub>2</sub>O@**24** (35%) and empty **24** (56%) by passing gaseous formaldehyde through a solution of **24** in chlorobenzene at 100 °C. Treatment of a mixture of **24** and H<sub>2</sub>O@**24** in

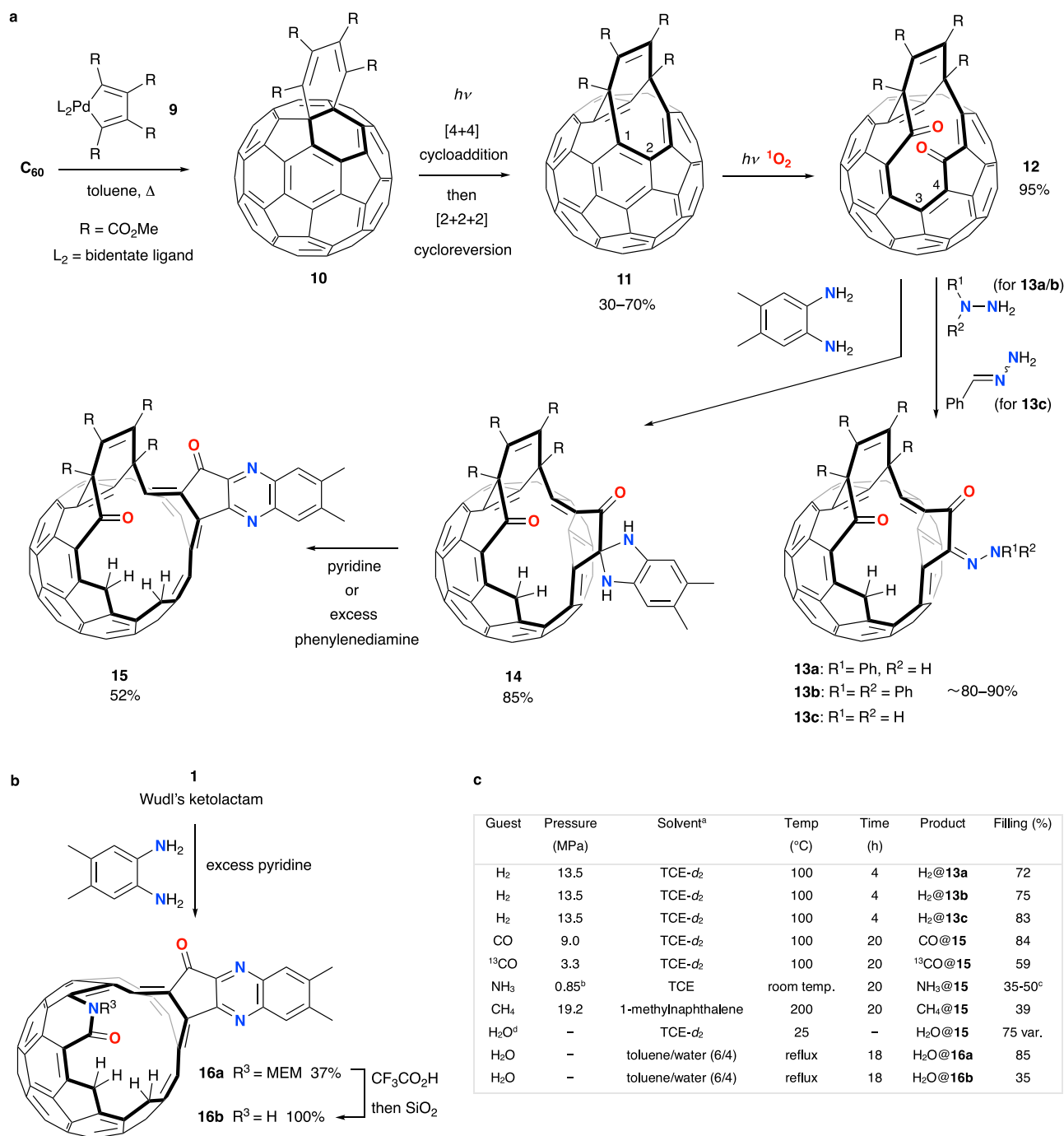


**Fig. 1** Early studies of  $\text{C}_{60}$  cage-opening. **a** Wudl's pioneering one-bond scission and regioselective oxidative cleavage of  $\text{C}_{60}$ <sup>33</sup>, and Rublin's general strategy to create an opening in  $\text{C}_{60}$  by two-step saturation of a six-membered ring (saturating substituents on **2** are not shown) followed by [2 + 2 + 2] ring-opening<sup>38</sup>. Open-fullerene **3** has a 15-member orifice, but this elegant route was not realised practically. **b** Controlled partial saturation by a one-pot bis-azide addition to  $\text{C}_{60}$  in which the fullerene acts as the  $2\pi$  component in a [4 + 2] Diels-Alder cycloaddition leading to **4**, followed by cycloaddition of  $^1\text{O}_2$  and [2 + 2 + 2] ring-opening. Bis-lactam **5** has an orifice that allows entry of He or  $\text{H}_2$  into the cage<sup>41</sup>. **c** Cycloadduct **6** undergoes photochemically induced [4 + 4] rearrangement, before thermal [2 + 2 + 2] cycloreversion of **7**, an unstable intermediate<sup>42</sup>. The isolable product **8** is of a general structure common to all subsequent reports of  $\text{C}_{60}$  cage-opening that have been applied for synthesis of non-metal endofullerenes  $\text{A@C}_{60}$ .

chlorobenzene with excess HCN at 90 °C results in displacement of water and recovery of  $\text{HCN@24}$  with near-quantitative HCN incorporation. Slow thermal dissociation of  $\text{HCN@24}$  is reported<sup>60</sup>.

Steps to repair the cage-opening of the endohedral open fullerenes derived from the hydroamination reactions ( $\text{A@13}$ ,

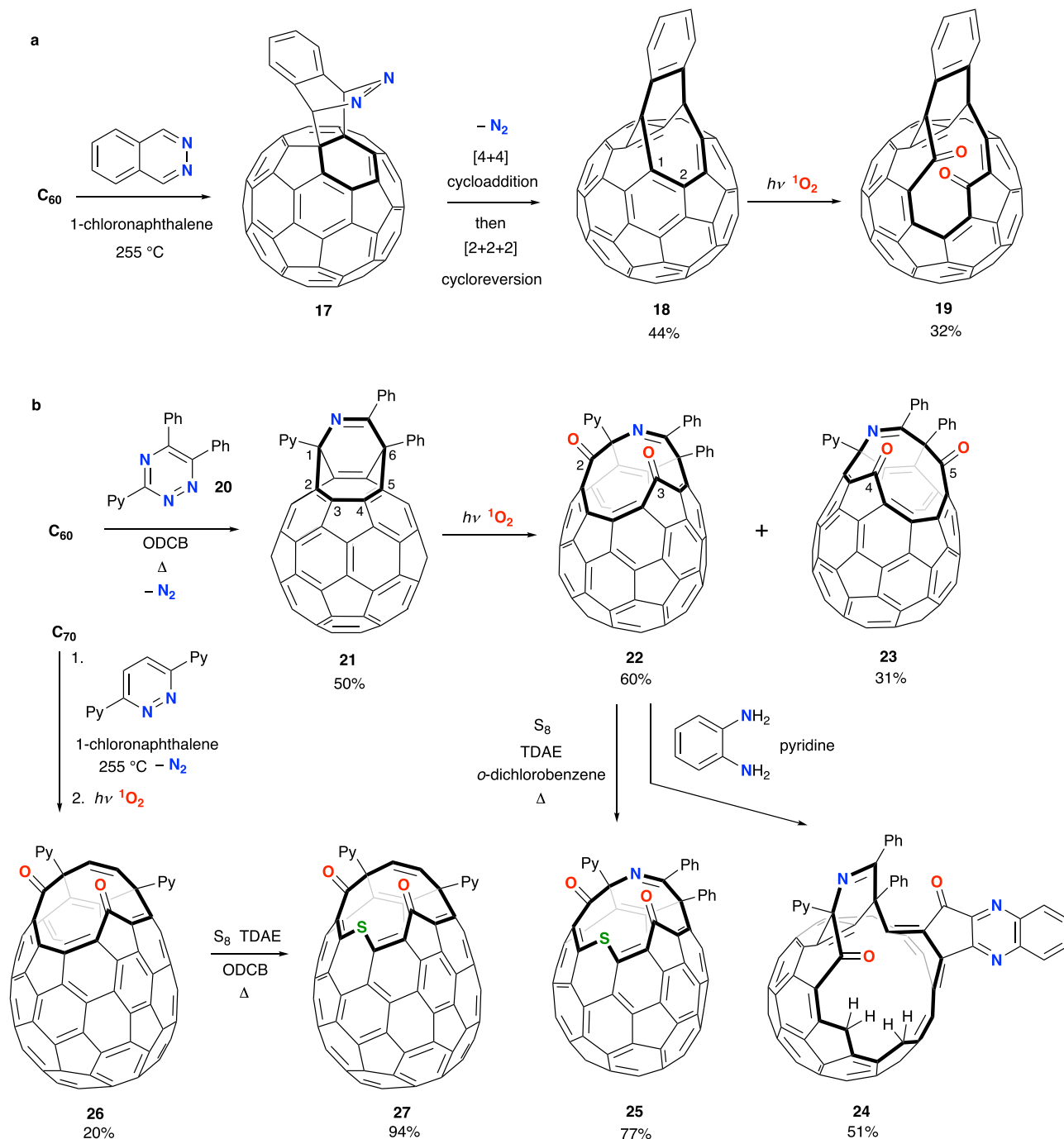
$\text{A@15}$ ,  $\text{A@16}$ ,  $\text{A@24}$ ) have not been developed, as it is a hugely challenging task to find conditions for reversal of the complex rearrangement steps that follow the initial amine condensation. Instead, reversal of the route by which open-fullerene **25** is prepared i.e., by sulfur extrusion and a McMurry-type reductive coupling of the diketone as first steps, is a practicable approach



**Fig. 2** Iwamatsu open-cage derivatives of C<sub>60</sub> and their encapsulation of molecular species. **a** An open-fullerene (**11**) with the core ethene-bridged structure of **8** is obtained in one-pot from C<sub>60</sub>, and undergoes regioselective oxidative cleavage. Widening of the opening is achieved by further reaction with a hydrazine or 1,2-diamine. **b** Wudl's ketolactam **1** is also a substrate for orifice-widening with an *o*-phenylenediamine. **c** Conditions for molecular guest encapsulation by open-fullerenes **13**, **15** and **16**: <sup>a</sup>TCE = 1,1,2,2-tetrachloroethane, <sup>b</sup>Approx. 0.85 MPa (i.e., vapour pressure of NH<sub>3</sub> at room temp.), <sup>c</sup>Partial loss of NH<sub>3</sub> occurs slowly, during 6 months storage at -10 °C, <sup>d</sup>H<sub>2</sub>O encapsulation by **15** occurs under ambient pressure and the % filling shows a temperature-dependent entry/escape equilibrium (var. = variable).

and would be explored by Komatsu and co-workers (see 'Synthesis of closed endohedral fullerenes' below). Of course, it is necessary that the orifice of **25** is big enough for the entry of a guest species, and although the 13-membered ring is smaller than that of any example discussed above (**5**, **13**, **15**, **16** or **24**) calculation of the activation barrier to entry of small guests He and H<sub>2</sub> into **25** (18.9 and 30.1 kcal mol<sup>-1</sup> respectively)<sup>61</sup> with that for entry to **5** (24.5 and 41.4 kcal mol<sup>-1</sup> respectively)<sup>41</sup> suggests that encapsulation in **25** could be achieved. Indeed, upon heating

a powdered sample of **25** at 200 °C under 800 atm of H<sub>2</sub> a quantitative recovery of H<sub>2</sub>@**25** was made. The experimental activation energy for escape of hydrogen from H<sub>2</sub>@**25** is  $E_a = 34.2 \pm 0.58$  kcal mol<sup>-1</sup>, and so the complex is stable to dissociation at room temperature<sup>61,62</sup>. The barrier to escape of helium from <sup>3</sup>He@**25** ( $E_a = 22.8$  kcal mol<sup>-1</sup>)<sup>63</sup> is much lower than that for dissociation of H<sub>2</sub>@**25**, so after heating **25** at 90 °C under 650 atm of helium, >35 mol% encapsulation is inferred by cooling He@**25** to -20 °C and reduction with NaBH<sub>4</sub> to form a



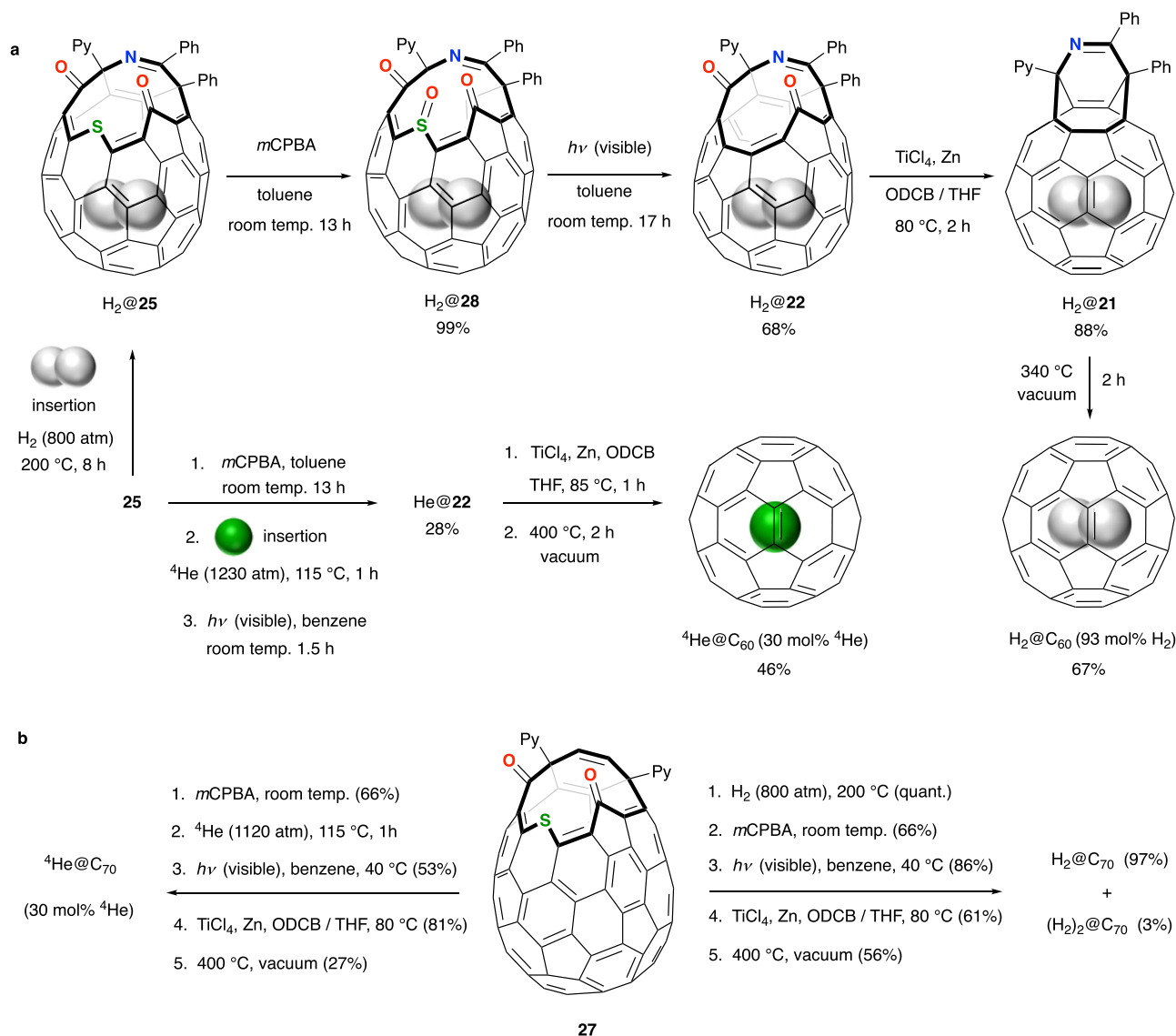
**Fig. 3** Open-fullerenes prepared from reaction of  $C_{60}$  with pyridazine derivatives. **a** An open-fullerene (**18**) with the core ethene-bridged structure of **8** is obtained in one-pot from  $C_{60}$ , and undergoes regioselective oxidative cleavage. **b** Cycloaddition of  $C_{60/70}$  with a substituted triazine or pyridazine. Abbreviations: 2-pyridyl (Py), *o*-dichlorobenzene (ODCB), tetrakis(dimethylamino)ethylene (TDAE).

hemiaminal ether across the cage-opening that blocks the escape<sup>64</sup>.

A closely alike sequence to that used for preparation of **25** was adopted to obtain **27**, an open-cage derivative of  $C_{70}$  (Fig. 3b). Thermal cycloaddition between  $C_{70}$  and 3,6-di(2-pyridyl)pyridazine, then photooxidation under xenon lamp irradiation in air, lead to **26** before sulfur insertion afforded **27**. The calculated energy barrier for encapsulation of  $H_2$  in the cavity of **27** is 31.2 and 31.0 kcal mol<sup>-1</sup> for entry of a first then second molecule, respectively (cf. 30.1 kcal mol<sup>-1</sup> for  $H_2$  entry into **25**), and suggests that the 13-membered cage-opening is of comparable

size to that of **25**—as might be expected from their structural resemblance. Accordingly, heating a powdered sample of **27** at 200 °C under 830 atm of  $H_2$  gave a mixed sample of  $H_2@27$  (97%) and  $(H_2)_2@C_{70}$  (3%)<sup>65</sup>.

**Synthesis of closed endohedral fullerenes A@ $C_{60}$  and A@ $C_{70}$**   
*Synthesis of closed fullerenes containing small guest species, He, Ne,  $H_2$ , HF or  $H_2O$ .* When Komatsu's open-cage endofullerene  $H_2@25$  was subjected to matrix-assisted laser desorption/ionization time-of-flight (MALDI-TOF) mass spectrometry, molecular ion peaks for  $H_2@25$  ( $m/z$  1068), empty **25** ( $m/z$  1066),  $H_2@C_{60}$



**Fig. 4** Komatsu's synthesis of  $\text{H}_2@C_{60/70}$  and  $^4\text{He}@C_{60/70}$ . **a** Synthesis of  $\text{H}_2@C_{60}$  and  $^4\text{He}@C_{60}$  via sulfide oxidation and photochemical desulfinylation, each at ambient temperature. The order of steps is altered to avoid an intermediate  $^4\text{He}@25$  from which escape of helium is very facile. **b** Synthesis of  $\text{H}_2@C_{70}$  and  $^4\text{He}@C_{70}$  using identical methods. Tetrahydrofuran (THF), 2-pyridyl (Py), *o*-dichlorobenzene (ODCB).

( $m/z$  722) and  $C_{60}$  ( $m/z$  720) were observed; indicating that repair of the cage-opening of  $\text{H}_2@25$  to obtain  $\text{H}_2@C_{60}$  is feasible although substantial loss of  $\text{H}_2$  (~70%) occurs with gas-phase laser irradiation<sup>61</sup>. The half-life for thermal dissociation of  $\text{H}_2@25$  is  $t_{1/2} = 54.4$  h at 160 °C, but the complex is stable at room temperature so reaction conditions to reduce the size of the cage-opening must avoid high-temperatures. This was accomplished by the Komatsu group in their landmark synthesis of  $\text{H}_2@C_{60}$ , using methods they also applied for the synthesis of  $^4\text{He}@C_{60}$  and shown in Fig 4a<sup>66–68</sup>. Oxidation of  $\text{H}_2@25$  at room temperature gives *exo*-sulfoxide  $\text{H}_2@28$ , more stable than the *endo*-sulfoxide by 8.6 kcal mol<sup>-1</sup> presumably as a result of steric congestion between the sulfinyl and carbonyl groups in the *endo*-form<sup>68</sup>. Then, constriction of the size of the opening is also achieved under very mild conditions, by a photochemical desulfinylation under visible light irradiation. The contracted product of SO extrusion,  $\text{H}_2@22$ , is thermally stable—no loss of  $\text{H}_2$  occurs after heating a solution of  $\text{H}_2@22$  in 1,2-dichlorobenzene-*d*<sub>4</sub> at 190 °C for 3 days, *cf.*  $t_{1/2} = 4.2$  h for thermal dissociation of

$\text{H}_2@25$  at 190 °C. Correspondingly, McMurry reductive coupling of  $\text{H}_2@22$  was performed without loss of endohedral hydrogen at 80 °C, returning to the imine-bridged intermediate  $\text{H}_2@21$ , before final closure of the cage was accomplished by heating at 340 °C under vacuum.  $\text{H}_2@C_{60}$  is thereby obtained with 93 mol% encapsulation of  $\text{H}_2$  in an overall yield of 9% from  $C_{60}$ , and pure  $\text{H}_2@C_{60}$  was recovered after preparative recycling HPLC in a substantial material quantity of ~100 mg<sup>66,68</sup>.

As helium escapes rapidly from  $\text{He}@25$  at room temperature (in previous work, this species was reduced to a hemiaminal ether derivative in which the cage-opening is blocked, *i.e.*, helium is trapped, see earlier) it proved necessary to re-order the reaction sequence described for synthesis of  $\text{H}_2@C_{60}$ , in order to prepare  $\text{He}@C_{60}$  (Fig. 4a). Oxidation of empty open-fullerene **25** was carried out first, and the sulfoxide derivative **28** was then the substrate for 'filling' under 1230 atm of helium gas at 115 °C before cooling to ambient temperature whilst pressurised, and rapid photo-desulfinylation for just 1.5 h, at room temperature. Encapsulation of endohedral species (e.g.,  $^4\text{He}$  in this example)

under high-pressure conditions well in excess of 1200 atm is cited in many further examples, *vide infra*, and although we refer the reader to the original literature for details of the bespoke apparatus used therein, typically relies upon hydraulic or manual gas compression following initial pressurisation.  $^4\text{He}@22$  was obtained with 30 mol% incorporation of helium and no loss of the endohedral atom occurred during the final two steps, McMurry reductive coupling and thermal closure. Enrichment to a sample of  $^4\text{He}@C_{60}$  with 95% helium encapsulation was achieved<sup>67</sup>.

These cage-closure methods were also applied for the preparation of a separable mixture of  $\text{H}_2\text{O}@C_{70} + (\text{H}_2)_2\text{O}@C_{70}$  that were each isolated as the pure endofullerene<sup>69</sup>, and  $^4\text{He}@C_{70}$  with 30 mol% helium incorporation<sup>67</sup> (Fig. 4b). Helium incorporation was enriched to 60 mol% by recycling HPLC. The endohedral helium dimer was not detected, although it is known that the cavity of  $C_{70}$  can accommodate two helium atoms<sup>70</sup>.

The molecular endofullerene  $\text{H}_2\text{O}@C_{60}$  is an important target for synthesis by molecular surgery, as a substrate for study of the rich, quantum energy level structure of the isolated water molecule. In order to achieve the synthesis of  $\text{H}_2\text{O}@C_{60}$ , an open-cage derivative of  $C_{60}$  with a larger opening than the examples discussed so far was required (Fig. 5). After cage-opening of  $C_{60}$  by reaction with 3,6-bis(6-*tert*-butyl)pyridin-2-yl)pyridazine (**29**) according to the now well-established sequence of [4 + 2] cycloaddition, [4 + 4] rearrangement and retro-[2 + 2 + 2] cycloreversion, photo-oxidative cleavage leads to diketone **30**<sup>71</sup>. The first report of this reaction with  $^1\text{O}_2$  required irradiation of a solution of the open-fullerene in mixed 1-chloronaphthalene and  $\text{CS}_2$  solvents for 23 h, as oxygen is passed through the reaction vessel. However,  $\text{CS}_2$  has flashpoint ca. 30 °C and an auto-ignition temperature of 100 °C, prompting the research groups of both Yasujiro Murata and Richard Whitby to seek safer alternatives;  $\text{CS}_2$  may be replaced with  $\text{CCl}_4$  under LED irradiation to obtain **30** in 52% yield<sup>72</sup>, and switching the co-solvent to toluene leads to the isolation of **30** in an improved yield of 70% after just 1 h under irradiation with a high-pressure sodium lamp (Fig. 5a)<sup>73</sup>. The isolated yield of **30** is measured over two steps in which the  $C_{60}$  starting material is present in excess—i.e., acting as photosensitizer in the singlet oxygenation. Murata and co-workers found that a second regioselective oxidative cleavage of the C(1)-C(2) bond of **30** takes place using *N*-methylmorpholine *N*-oxide, and the resulting tetraketone, **31**, is isolated as its bis(hemiketal) hydrate **32** when the oxidation is carried out in wet THF. The 16-membered cage opening of **31** is large enough for entry of water, so upon heating a solution of **32** in wet toluene at 120 °C, for 36 h under 9000 atm, quantitative recovery of  $\text{H}_2\text{O}@32$  is made via the dynamic equilibrium between **31** and **32**, that enables encapsulation of  $\text{H}_2\text{O}$  by **31** whilst the water molecule is unable to escape from the hydrate **32**, since the 13-membered opening is too small<sup>71</sup>. Without pressurisation, a solution of **32** in wet toluene equilibrates to 23 mol% endohedral water content after 36 h at 120 °C; and Whitby et al. found that heating a solution of **32** in 1-chloronaphthalene with water to 100 °C in a sealed tube gives  $\text{H}_2\text{O}@32$  with 78 mol% endohedral water, after 48 h (i.e., under some pressurisation but using accessible conditions that require no special apparatus)<sup>74</sup>.

Repair of the cage-opening of **32** involves dehydration to return to the tetraketone **31**, then sequential reductive couplings of the 'paired' carbonyl groups that were formed in the sequential oxidative cleavage steps during cage-opening (Fig. 5b). Reductive coupling is achieved upon reaction with trivalent phosphorus reagents, by a mechanism that involves initial formation of an intermediate  $\beta$ -oxo-phosphorus ylid **33**, then intramolecular Wittig reaction that returns the cage-opening to the diketone **30**<sup>73,75</sup>. Formation of the  $\beta$ -oxo-phosphorus ylid **33** could take

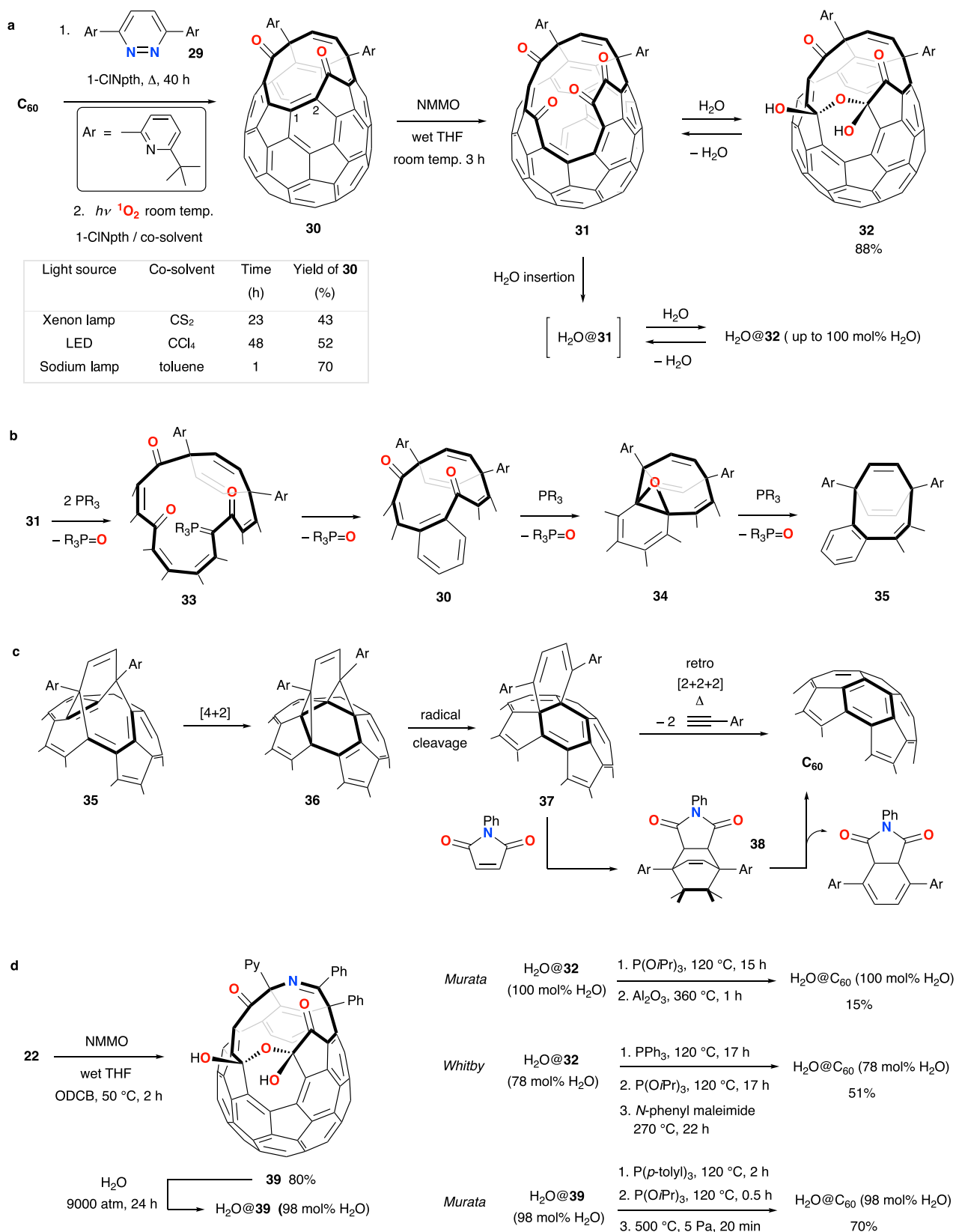
place via attack of phosphorus at the carbonyl carbon followed by [1, 2]-phospha-Brook rearrangement, by electron transfer to the fullerene then attack of phosphorous directly at oxygen, or by Kukhtin-Ramirez addition<sup>76–78</sup>; elimination of  $\text{R}_3\text{P}=\text{O}$  occurs with another phosphine/phosphite addition in each case. Diketone **30** is then subject to the same reduction sequence, although calculations support the formation of an epoxide intermediate **34** from the first  $+\text{PR}_3/-\text{R}_3\text{P}=\text{O}$  step, rather than a mechanism involving phosphorus ylid formation and intramolecular Wittig reaction<sup>79</sup>. With an excess of the phosphorus reagent, the stable ethene-bridged derivative **35** is obtained. The final step of the closure sequence leads to  $C_{60}$ , and involves sequential [4 + 2] intramolecular cycloaddition, radical cleavage of the strained intermediate **36** (formally a retro [4 + 4] cycloaddition) and [2 + 2 + 2] cycloreversion (Fig. 5c)<sup>68</sup>. In their syntheses of  $^4\text{He}@C_{60}$ ,  $\text{H}_2\text{O}@C_{60}$ ,  $\text{H}_2\text{O}@C_{70}$  and  $(\text{H}_2)_2\text{O}@C_{70}$  described earlier (Fig. 4), Komatsu and Murata employed vacuum pyrolysis for this step.

So, from their sample of pure  $\text{H}_2\text{O}@32$  obtained by high-pressure filling, the Murata group achieved the first synthesis of  $\text{H}_2\text{O}@C_{60}$ —effecting dehydration to  $\text{H}_2\text{O}@31$  and the sequential reductive couplings with excess  $\text{P}(\text{O}i\text{Pr})_3$  in refluxing toluene, before vacuum pyrolysis of alumina-supported solid  $\text{H}_2\text{O}@35$  to complete the closure.  $\text{H}_2\text{O}@C_{60}$  was obtained in 15% over these steps (Fig. 5d)<sup>71</sup>.

The yield of the first reductive coupling (of  $\text{H}_2\text{O}@31$ ) using alkyl phosphite reagents is compromised by unwanted formation of an  $\alpha$ -hydrophosphate side-product, but clean reduction occurs with trialkyl phosphines<sup>74</sup>. From their sample of  $\text{H}_2\text{O}@32$ , with 78 mol% endohedral  $\text{H}_2\text{O}$ , the Whitby group carried out dehydration of the bis(hemiketal) to obtain  $\text{H}_2\text{O}@31$  with in situ clean reduction to  $\text{H}_2\text{O}@30$  using excess  $\text{PPh}_3$  in refluxing toluene. The second reductive coupling was then conducted with  $\text{P}(\text{O}i\text{Pr})_3$ , and the final pyrolysis was adjusted to follow a lower energy pathway in the presence of *N*-phenylmaleimide<sup>39</sup>, which reacts with intermediate **37** in a [4 + 2] Diels-Alder reaction. The cycloadduct **38** reverts to  $C_{60}$  via a retro [4 + 2] cycloaddition (Fig. 5c) and  $\text{H}_2\text{O}@C_{60}$  (78 mol%  $\text{H}_2\text{O}$ ) was obtained in an improved yield of 51% from  $\text{H}_2\text{O}@32$  (Fig. 5d)<sup>74</sup>.

Finally, to optimise the synthesis of  $\text{H}_2\text{O}@C_{60}$ , Murata recently reported theoretical modelling of water encapsulation and cage closure steps for structural analogues of tetraketone **31**, choosing substituent patterns around the orifice that could be readily accessed according to the choice of azine used as the 'diene'  $4\pi$  partner to  $C_{60}$  (the  $2\pi$  component) in the first [4 + 2] pericyclic cage-opening step of the molecular surgery route. The optimal open-cage derivative was predicted to be the one formed from oxidative cleavage of Komatsu's diketone **22** (Fig. 3), which was therefore prepared from **22** using *N*-methylmorpholine *N*-oxide in wet THF, and isolated as its bis(hemiketal) hydrate **39**. Near-quantitative water encapsulation was achieved under high-pressure to give  $\text{H}_2\text{O}@39$  (i.e., similarly to high-pressure quantitative water 'filling' of **32** via the equilibrium with its dehydrated form), and in situ dehydration of the bis(hemiketal) then sequential reductions with  $\text{P}(p\text{-tolyl})_3$  and  $\text{P}(\text{O}i\text{Pr})_3$  were effected in a single pot, before vacuum pyrolysis gave  $\text{H}_2\text{O}@C_{60}$  (98 mol%  $\text{H}_2\text{O}$ ) with 87% isolated yield in the pyrolysis step and in 70% from  $\text{H}_2\text{O}@39$  (Fig. 5d)<sup>79</sup>.

The same methods have also been applied for synthesis of  $\text{H}_2\text{O}@C_{70}$ . Initial [4 + 2] Diels-Alder cycloaddition of 3, 6-bis(6-*tert*-butyl)pyridin-2-yl)pyridazine (**29**) occurs at the  $\alpha$ -bond or  $\beta$ -bond of ellipsoidal  $C_{70}$  to yield isomeric products in 42% and 6% (from  $\alpha$ - and  $\beta$ -bond scission, respectively) after the 4 + 4] rearrangement and retro-[2 + 2 + 2] cycloreversion sequence. Widening of the cage-opening of each isomer can be achieved using the methods already described; photo-oxidative cleavage with



**Fig. 5 Synthesis of  $H_2O@C_{60}$ .** **a** Open-cage fullerene **31** has a 16-membered orifice and is the substrate for encapsulation of  $H_2O$ . Encapsulation occurs by in situ dehydration of **32**, see the main text for detail. **b** Double reductive coupling of carbonyl groups on the 16-membered tetraketone cage-opening. Only the orifice atoms are shown. **c** Final cage-closure. **d** Synthesis of  $H_2O@C_{60}$ . 1-chloronaphthalene (1-CINpth), *N*-methylmorpholine *N*-oxide (NMMO), 2-pyridyl (Py), *o*-dichlorobenzene (ODCB).



$^1\text{O}_2$  followed by a second regiospecific oxidative cleavage with wet 4-dimethylaminopyridine *N*-oxide yields isomeric tetraketone open-fullerene derivatives of  $\text{C}_{70}$  each with a cage-opening of identical structure to the  $\text{C}_{60}$  analogue **31**. However, only the  $\text{C}_{70}$  open-fullerene tetraketone derived from initial scission of the  $\beta$ -bond is easily able to accommodate entry of water, presumably since there is more strain release associated with  $\beta$ -bond scission (or a  $\text{C}_{60}$  bond scission) which corresponds to a bigger resultant orifice<sup>80</sup>. Correspondingly, the  $\beta$ -bond scission isomer is the minor product of  $\text{C}_{70}$  cage-opening, but is the required intermediate to achieve the encapsulation and closure steps. These have been carried out as already discussed for synthesis of  $\text{H}_2\text{O}@\text{C}_{60}$  (Fig. 5); i.e., water uptake in wet toluene at 120 °C, for 40 h under 9000 atm, double reductive coupling with excess  $\text{P}(\text{O}i\text{Pr})_3$  in refluxing toluene, and thermal closure in the presence of *N*-phenylmaleimide. Pure  $\text{H}_2\text{O}@\text{C}_{70}$  is obtained by preparative single-stage HPLC, from a separable mixture containing ca. 18% empty  $\text{C}_{70}$  and trace  $(\text{H}_2\text{O})_2@\text{C}_{70}$ <sup>81</sup>. Interestingly, encapsulation of  $\text{H}_2\text{O}$  into the  $\text{C}_{70}$  open-fullerene tetraketone derived from initial  $\alpha$ -bond scission does occur in the presence of HF; treatment with wet HF-pyridine (70% w/w, 0.5 molar equiv.) at 9000 atm. and 120 °C for 18 h, results in encapsulation of HF (32 mol%),  $\text{H}_2\text{O}\cdot\text{HF}$  (11 mol%) and  $\text{H}_2\text{O}$  (27 mol%). After cage closure, pure  $(\text{H}_2\text{O}\cdot\text{HF})@\text{C}_{70}$  can be isolated from an inseparable mixture of  $\text{H}_2\text{O}@\text{C}_{70}$  and  $\text{HF}@\text{C}_{70}$ <sup>82</sup>.

Calculation of the binding energy and activation energies of entry/exit for encapsulation of guest species into open-cage fullerenes is a vital tool to inform the conditions of ‘filling’ and subsequent steps, towards synthesis of  $\text{A}@\text{C}_{60}$ . This approach has been applied for syntheses of  $\text{H}_2@\text{C}_{60}$ ,  $\text{HF}@\text{C}_{60}$  and the smaller noble gas endofullerenes  $\text{He}@\text{C}_{60}$  and  $\text{Ne}@\text{C}_{60}$  (Fig. 6).

The calculated activation energies for both the entry of HF into **31**, and its loss from the cage, indicate that encapsulation and release of HF are much more favourable than the corresponding trapping/release of  $\text{H}_2\text{O}$  by the same open-fullerene<sup>75,83</sup>. So, an optimal 50 mol% filling with HF occurs under ambient conditions, by equilibration of a solution of either **31** or **32** in  $\text{CH}_2\text{Cl}_2$  with excess HF-pyridine at room temperature<sup>83</sup>. Conversion of  $\text{HF}@\text{32}$  to  $\text{HF}@\text{31}$  occurs simply by stirring with molecular sieves at room temperature, and the  $\beta$ -oxo-phosphorous ylid intermediate of the first reductive coupling closure step,  $\text{HF}@\text{40}$ , is isolated from slow reaction between  $\text{HF}@\text{31}$  and  $\text{PPh}_3$ —also at ambient temperature. However, the intramolecular Wittig reaction of  $\text{HF}@\text{40}$  which completes the reduction step requires heating to >100 °C and causes complete thermal dissociation. Loss of HF is minimised using di-(2-furyl)phenylphosphine which effects the reduction of  $\text{HF}@\text{31}$  at a lower temperature, hence  $\text{HF}@\text{30}$  is obtained in good yield with 30 mol% remaining HF incorporation from  $\text{HF}@\text{32}$  (50 mol% HF) (Fig. 6). No loss of HF takes place from the small (12-membered) cage-opening of  $\text{HF}@\text{30}$ , so the second reduction is safely carried out with  $\text{P}(\text{O}i\text{Pr})_3$  in refluxing toluene, and thermal closure in the presence of *N*-phenylmaleimide returns  $\text{HF}@\text{C}_{60}$  (30 mol% HF)<sup>75</sup>.

The calculated activation energy for entry of  $\text{H}_2$  into the cavity of **31** is ca. 12 kJ mol<sup>-1</sup> higher than that for entry of  $\text{H}_2\text{O}$ <sup>83</sup>, despite the smaller size of  $\text{H}_2$  and presumably due to the attractive dipolar interactions of  $\text{H}_2\text{O}$  in the cage entrance. Yet, as substantial  $\text{H}_2\text{O}$  incorporation into **31** is achieved under very mild conditions (78 mol% using wet 1-chloronaphthalene at 100 °C in a sealed tube—see earlier<sup>74</sup>), Whitby showed that 60 mol% encapsulation of  $\text{H}_2$  in **31** takes places under conditions of only moderate pressure—under 120 atm  $\text{H}_2$  at 120 °C bis(hemiketal) **32** undergoes in situ dehydration, accelerated with molecular sieves, to form  $\text{H}_2@\text{31}$ . Heating  $\text{H}_2@\text{31}$  with  $\text{PPh}_3$  then induces a contraction of the cage-opening by the first reductive coupling, but has to be conducted under the same  $\text{H}_2$

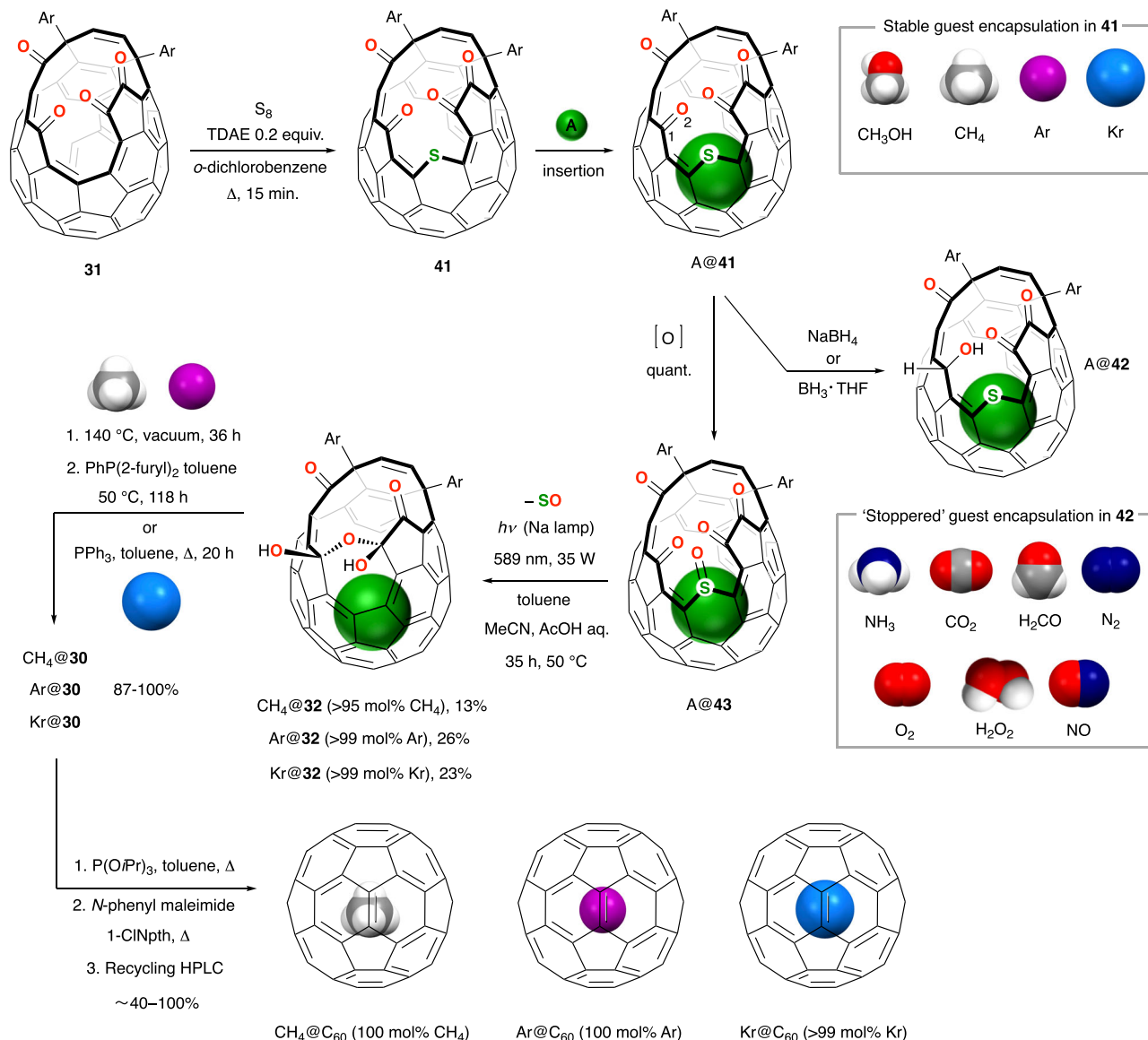
pressurisation to avoid loss of the endohedral molecule (Fig. 6). A second reduction with  $\text{P}(\text{O}i\text{Pr})_3$ , then thermal closure in the presence of *N*-phenylmaleimide, completed the synthesis of  $\text{H}_2@\text{C}_{60}$  (60 mol%  $\text{H}_2$ ) in 51% yield from **31**<sup>74</sup>.

This route complements the synthesis of  $\text{H}_2@\text{C}_{60}$  by Komatsu (Fig. 4), although  $\text{H}_2@\text{C}_{60}$  was obtained with 93 mol% filling via Komatsu's more forcing conditions for  $\text{H}_2$  encapsulation by **25** (800 atm  $\text{H}_2$  at 200 °C). After showing that the  $\beta$ -oxo-phosphorous ylid **40** is an isolable intermediate Whitby surmised that, if entry of  $\text{H}_2$  (or another species) into **40** could occur at a temperature lower than that required for the following intramolecular Wittig reaction, it would be possible to ‘fill’ the phosphorus ylid **40** then induce the Wittig closure that traps the endohedral species simply by raising the temperature<sup>73</sup>. Calculation of the activation enthalpies for entry of small guests,  $\text{H}_2$ , He and Ne, through the 16-membered openings of **31** and **40** indicates that—in each case—the barrier to entry into **40** is only ca. 10 kJ mol<sup>-1</sup> higher than that for entry into **31**, and it was found that ‘closure’ of  $\text{H}_2@\text{40}$  (to  $\text{H}_2@\text{30}$ ) occurs after equilibration of  $\text{H}_2$  between the fullerene cavity and outside. As the Wittig reaction is unimolecular (cf. overall reductive coupling of **31**) it also became possible to conduct the combined encapsulation and Wittig reaction steps without solvent, with significant advantages—a small (ca. 1–5 mL volume) pressure reactor can be used, so that high-pressure conditions can be safely achieved whilst the volume of gas remains low, allowing rare and/or expensive gases to be used. So, solid-state filling of **40** with the isotopologues of molecular hydrogen and helium,  $\text{H}_2$ , HD,  $\text{D}_2$ ,  $^3\text{He}$  and  $^4\text{He}$ , as well as with Ne, was achieved with in situ thermal contraction of the cage-opening according to the conditions of Fig. 6 (table). Cage-closure of the resulting diketone endofullerenes  $\text{A}@\text{30}$  ( $\text{A} = \text{H}_2$ , HD,  $\text{D}_2$ ,  $^3\text{He}$ ,  $^4\text{He}$  or Ne) was carried out using the usual conditions of a reductive coupling with  $\text{P}(\text{O}i\text{Pr})_3$ , and *N*-phenylmaleimide-mediated thermal closure. Notable, are the improved syntheses of  $\text{H}_2@\text{C}_{60}$  (95 mol%  $\text{H}_2$ ) and  $^4\text{He}@\text{C}_{60}$  (50 mol%  $^4\text{He}$ ), syntheses of  $\text{HD}@\text{C}_{60}$  (83 mol% HD) and  $^3\text{He}@\text{C}_{60}$  (52 mol%  $^3\text{He}$ ) despite the commercial availability of HD and  $^3\text{He}$  at only low-pressure, and the first synthesis of  $\text{Ne}@\text{C}_{60}$  (63 mol% Ne—enriched to 100 mol% by recycling preparative HPLC)<sup>73</sup>.

*Synthesis of closed fullerenes containing larger noble gas atoms or small molecules.* The 16-membered cage-opening of **31** (or **40**) is too small to achieve entry of molecules larger than  $\text{H}_2\text{O}$ , or of noble gas atoms larger than neon.

However, the encapsulation of ‘large’ molecules CO,  $\text{NH}_3$  and  $\text{CH}_4$  into Iwamatsu's 17-membered cage-opened  $\text{C}_{60}$  derivative **15** (Fig. 2) encouraged Yasujiro Murata to apply the sulfur insertion method that he and Komatsu had earlier developed (for widening the orifice of **22** to **25**, Fig. 3) for expansion of the opening of **31**. Insertion of a sulfur atom into the rim of **31** was achieved using  $\text{S}_8$  in the presence TDAE to afford **41**, which has a 17-membered opening (Fig. 7)<sup>84</sup>. Rapid exchange of water in/out of **41** at room temperature in  $\text{CDCl}_3$  indicates the opening to be larger than that of **15**—thermal dissociation of  $\text{H}_2\text{O}@\text{15}$  is relatively slow<sup>51</sup>—and in order that encapsulation of large species ‘A’ by **41** is a viable route for the synthesis of closed endofullerenes  $\text{A}@\text{C}_{60}$ , it is obviously necessary that sulfur extrusion to contract the cage-opening (returning to  $\text{A}@\text{31}$ ) can be performed using conditions under which the endohedral species is not lost from  $\text{A}@\text{41}$ , or from an intermediate in the process of sulfur removal. Development of conditions for synthesis of  $\text{A}@\text{C}_{60}$  via routes that rely upon encapsulation into **41** has therefore required knowledge of the energetics of the encapsulation and loss,  $\text{A} + \text{41} \rightleftharpoons \text{A}@\text{41}$ .





**Fig. 7** Synthesis of C<sub>60</sub> endofullerenes containing a large endohedral species. **a** Open-cage fullerene **41** has a 17-membered orifice able to accommodate the entry of large guest species. Conditions for encapsulation of the guest species 'A' are described in the main text. Stable host-guest complexes CH<sub>4</sub>@**41**, Ar@**41** and Kr@**41** are intermediates in the synthesis of CH<sub>4</sub>@C<sub>60</sub>, Ar@C<sub>60</sub> and Kr@C<sub>60</sub>; but more labile guests are characterised in the 'stopped' open-fullerene A@**42**. Conditions for cage-closure of A@**42** have not yet been developed. 1-Chloronaphthalene (1-ClNpht), the 'Ar' 5-*tert*-butylpyridyl substituent structure is shown in Fig. 5a.

of this 'stopped' open fullerene A@**42** have been obtained by encapsulation of guests with a low energy barrier to escape from **41**, followed by reduction with NaBH<sub>4</sub> or BH<sub>3</sub>·THF; N<sub>2</sub>@**42** (43 mol% N<sub>2</sub>)<sup>87</sup>, CO<sub>2</sub>@**42** (76 mol% CO<sub>2</sub>)<sup>87</sup>, <sup>3</sup>O<sub>2</sub>@**42** (81 mol% <sup>3</sup>O<sub>2</sub>)<sup>88</sup>, NO@**42** (90 mol% NO)<sup>89,90</sup> and H<sub>2</sub>O<sub>2</sub>@**42** (35 mol% H<sub>2</sub>O<sub>2</sub>)<sup>91</sup>. In each case, samples of pure A@**42** can be obtained by recycling preparative HPLC—with the exception of H<sub>2</sub>O<sub>2</sub>@**42** whose complete separation from contaminant H<sub>2</sub>O@**42** is laborious.

Earlier we described the first steps for repair of the cage-opening of Komatsu's sulfide, **25**, via oxidation to the corresponding *exo*-sulfoxide **28**, then photochemical desulfinylation under visible light irradiation (Fig. 4), and it is straightforward to envisage these key steps applied to contract the cage-opening of **41** (i.e., more importantly, A@**41**). Indeed, oxidation of **41** using dimethyl dioxirane (DMDO) or *m*CPBA cleanly furnishes *exo*-sulfoxide **43** without trace of the *endo*-sulfoxide or sulfone, but

upon attempted photodesulfinylation of a mixed sample of N<sub>2</sub>@**43**, H<sub>2</sub>O@**43** and empty **43** using visible irradiation (Xe lamp, benzene, room temp., 21 h)—i.e., conditions comparable to those reported for elimination of SO from H<sub>2</sub>@**28** and <sup>4</sup>He@**28**—the anticipated desulfinylation product(s) N<sub>2</sub>@/H<sub>2</sub>O@/empty **31** were not obtained<sup>92</sup>. Nonetheless, mass spectrometric analysis of **43** implied that SO extrusion is feasible; a peak corresponding to [M+H-SO]<sup>+</sup> appears in the atmospheric pressure chemical ionisation (APCI) mass spectrum<sup>92</sup> and, significantly, the radical cation [M-SO]<sup>+</sup> is the dominant species in the atmospheric pressure photoionisation (APPI) mass spectrum<sup>93</sup>. Encouraged to pursue the possibility of photo-induced desulfinylation of **43**, and noting that the expected product of desulfinylation **31** is unstable under visible light irradiation, Bloodworth and Whitby found that the reaction was facilitated by trapping **31** as its more photo-stable bis(hemiketal) hydrate **32** in situ. CH<sub>4</sub>@**43** was prepared with >99.5 mol% CH<sub>4</sub> content by heating powdered fullerene **41** at

190 °C under >1500 atm of methane, before oxidation with DMDO; then, under irradiation at 589 nm with a low-pressure sodium lamp for 35 h in a mixed solvent system of toluene, acetonitrile and acetic acid (10% v/v aq.), CH<sub>4</sub>@43 successfully underwent loss of SO and hydration to give CH<sub>4</sub>@32—although in only 13% isolated yield. The <1% content of ‘empty’ 43 carried through this reaction encapsulates water under the aqueous conditions such that a trace of H<sub>2</sub>O@32 contaminates the CH<sub>4</sub>@32 product, so endohedral water is removed at 140 °C under a dynamic vacuum (conditions that also effect dehydration of CH<sub>4</sub>@32 to CH<sub>4</sub>@31) without loss of methane, before completion of the final cage closure steps. The first of the two sequential reductive couplings (of A@31, then A@30, see Fig. 5b and the earlier discussion) was carried out using PhP(2-furyl)<sub>2</sub> at 50 °C, i.e., under the mild conditions originally developed to attenuate loss of HF during reduction of HF@31 (Fig. 6), but now because the temperature is too low for re-entry of water traces. The second reduction (of CH<sub>4</sub>@30) was safely achieved with P(OiPr)<sub>3</sub> in refluxing toluene as the opening of 30 is too small to accommodate water, and the final *N*-phenylmaleimide-mediated closure step gave pure CH<sub>4</sub>@C<sub>60</sub> after removal of the traces (<1%) of empty C<sub>60</sub> by recycling HPLC (Fig. 7)<sup>93</sup>.

The successful (if low-yielding) photo-desulfinylation of CH<sub>4</sub>@43 has also enabled the method to be applied for preparation of the larger noble gas endofullerenes, Ar@C<sub>60</sub><sup>94</sup> and Kr@C<sub>60</sub><sup>95</sup> (Fig. 7). DFT calculations of the barrier to entry and binding enthalpies for encapsulation of the larger noble gas atoms argon and krypton by 41, cf. methane, indicated that filling could be achieved under similar high-pressure conditions. Accordingly stable open endofullerenes Ar@41 and Kr@41 were obtained with near-quantitative incorporation of the noble gas atom under conditions similar to those that gave >95 mol% CH<sub>4</sub> encapsulation: ca. 1400 atm of argon, or ca. 1500 atm of krypton, at 180 °C. Completion of the syntheses of Ar@C<sub>60</sub> and Kr@C<sub>60</sub> was carried out according to the methods described for CH<sub>4</sub>@C<sub>60</sub>, with improved isolated yields of 26% and 23% of Ar@32 and Kr@32, respectively, from the key photo-desulfinylation step, suggesting that larger endohedral species’ inhibit the reaction. However, experiments with mixed CH<sub>4</sub>@43/H<sub>2</sub>O@43 samples cannot distinguish between an inhibitory effect of methane and a promoting effect of water for example<sup>93</sup>, and the mechanism by which an endohedral species influences fullerene reactivity in the desulfinylation step remains to be fully understood. As methanol is a larger species than methane but has an electronic structure closer to water, it is of interest to note that of the group of stable complexes A@41 given in Fig. 7, it is the earliest reported example CH<sub>3</sub>OH@41 that remains an unused intermediate, i.e., the synthesis of CH<sub>3</sub>OH@C<sub>60</sub> has not yet been pursued to our knowledge.

**Outlook.** The synthesis of noble gas endofullerenes He@C<sub>60/70</sub>, Ne@C<sub>60</sub>, Ar@C<sub>60</sub> and Kr@C<sub>60</sub>, molecular endofullerenes H<sub>2</sub>@C<sub>60/70</sub>, (H<sub>2</sub>)<sub>2</sub>@C<sub>70</sub>, HF@C<sub>60</sub>, H<sub>2</sub>O@C<sub>60/70</sub>, (H<sub>2</sub>O·HF)@C<sub>70</sub> and CH<sub>4</sub>@C<sub>60</sub>, and isotopologues of several of these, are significant achievements from the research groups of Koichi Komatsu, Yasujiro Murata and Richard Whitby.

The dominant open-fullerenes now employed as key intermediates for guest encapsulation in molecular surgery are 31 (16-membered opening for entry of ‘small’ atoms and molecules), and 41 (17-membered opening for entry of larger species). The classification of endohedral guest species’ as ‘small’ or ‘large’ is not intended to imply that encapsulation depends solely upon their size, as the energies of activation for guest entry/exit and binding inside the cage depend on both steric and electronic

interactions. Rather, this grouping reflects a calculated barrier to encapsulation into 31 that informs the authors’ own work.

Many studies of the properties of non-metal endofullerenes have been facilitated by the availability of the materials, although a review of these is sadly beyond our scope here. Similarly, theoretical study of endofullerenes is a very large field and our own motivation for endofullerenes synthesis is both the opportunity for their direct study and also the value of resulting data as a test of theoretical models. To satisfy these needs, many synthetic challenges remain to be addressed.

A low-yielding photochemical ring-contraction step is a constraint of the current method for synthesis of A@C<sub>60</sub> via A@41, limiting the yield and material quantities which can be obtained when A is ‘large’ (CH<sub>4</sub>, Ar, or Kr to date). An understanding of the mechanism and approaches to optimisation of this limiting step, are of great importance—not only to overcome the low yield, but also to inform new routes for ring-closure. Two major targets, not yet achieved, are synthesis of NH<sub>3</sub>@C<sub>60</sub> and O<sub>2</sub>@C<sub>60</sub>, which have exciting applications in nuclear hyperpolarisation. These species cannot be accommodated by the smaller cage-opening of 31 but escape rapidly from the larger opening of 41.

A ‘stoppered’ open-fullerene 42 restricts the escape of NH<sub>3</sub> and O<sub>2</sub> (as well as N<sub>2</sub>, NO, CO<sub>2</sub>, H<sub>2</sub>CO and H<sub>2</sub>O<sub>2</sub>) but does not, in our hands, undergo contraction of the cage-opening under similar conditions to the photo-desulfinylation of A@43.

Noble gas endofullerenes are of enormous contemporary interest as the first series of compounds in which it is possible to study internuclear interactions between a noble gas atom and the cage, or in the noble gas dimer. Encapsulation of xenon by 41 is calculated to have  $\Delta H_{\text{entry}}^{\ddagger} = 152 \text{ kJ mol}^{-1}$  and  $\Delta H^{\text{bind}} = -56 \text{ kJ mol}^{-1}$ , a significantly higher barrier to encapsulation than for krypton ( $\Delta H_{\text{entry}}^{\ddagger} = 87 \text{ kJ mol}^{-1}$  and  $\Delta H^{\text{bind}} = -57 \text{ kJ mol}^{-1}$ )<sup>95</sup>, the largest noble gas encapsulated in an open-fullerene so far. In consequence attempted preparation of Xe@41 under >1800 atm pressurisation of xenon gas, at 212 °C for 17 h, results in negligible (<1%) xenon incorporation<sup>95</sup>, restricting the range of noble gas endofullerenes available for study. Furthermore, the possibility of encapsulating still larger guests (including dimers) in the bigger cavity of C<sub>70</sub> has not been realised, in part because a C<sub>70</sub> derivative with the ‘large’ 17-membered opening corresponding to the structure of 41, remains elusive<sup>80,96</sup>.

Solutions to these challenges, e.g., involving new ring-closure methods and alternative ‘large’ cage-opened derivatives of C<sub>60/70</sub>, informed by both experimental and computational studies, is where much effort is currently directed in the field.

Received: 30 July 2022; Accepted: 21 September 2022;

Published online: 08 October 2022

## References

1. Popov, A. A. Synthesis and molecular structures of endohedral fullerenes. *Nanostruct. Sci. Technol.* 1–34 (2017).
2. Popov, A. A., Yang, S. F. & Dunsch, L. Endohedral fullerenes. *Chem. Rev.* **113**, 5989–6113 (2013).
3. Lawler, R. G. Nonmetallic endofullerenes and the endohedral environment: structure, dynamics, and spin chemistry. *Nanostruct. Sci. Technol.* 229–263 (2017).
4. Jafari, T. et al. Terahertz spectroscopy of the helium endofullerene He@C<sub>60</sub>. *Phys. Chem. Chem. Phys.* **24**, 9943–9952 (2022).
5. Levitt, M. H. Spectroscopy of light-molecule endofullerenes. *Philos. Trans. R. Soc., Ser. A* **371**, 20120429 (2013).
6. Levitt, M. H. & Horsewill, A. J. Nanolaboratories: physics and chemistry of small-molecule endofullerenes. *Philos. Trans. R. Soc., Ser. A* **371**, 20130124 (2013).

- Rööm, T. et al. Infrared spectroscopy of small-molecule endofullerenes. *Philos. Trans. R. Soc., Ser. A* **371**, 20110631 (2013).
- Bacanu, G. R. et al. Experimental determination of the interaction potential between a helium atom and the interior surface of a C<sub>60</sub> fullerene molecule. *J. Chem. Phys.* **155**, 144302 (2021).
- Bacanu, G. R. et al. An internuclear J-coupling of <sup>3</sup>He induced by molecular confinement. *J. Am. Chem. Soc.* **142**, 16926–16929 (2020).
- Wakahara, T. et al. A comparison of the photochemical reactivity of N@C<sub>60</sub> and C<sub>60</sub>: photolysis with disilirane. *Chem. Commun.* 2940–2941 (2003).
- Cui, C. X. et al. Reactivity and regioselectivity in Diels-Alder reactions of anion encapsulated fullerenes. *Phys. Chem. Chem. Phys.* **19**, 30393–30401 (2017).
- Frunzi, M., Cross, R. J. & Saunders, M. Effect of xenon on fullerene reactions. *J. Am. Chem. Soc.* **129**, 13343–13346 (2007).
- Vidal, S. et al. Effect of incarcerated HF on the exohedral chemical reactivity of HF@C<sub>60</sub>. *Chem. Commun.* **53**, 10993–10996 (2017).
- Caldwell, K. A., Giblin, D. E., Hsu, C. S., Cox, D. & Gross, M. L. Endohedral complexes of fullerene radical cations. *J. Am. Chem. Soc.* **113**, 8519–8521 (1991).
- Ross, M. M. & Callahan, J. H. Formation and characterization of C<sub>60</sub>He<sup>+</sup>. *J. Phys. Chem.* **95**, 5720–5723 (1991).
- Weiske, T., Böhme, D. K., Hrušák, J., Krätschmer, W. & Schwarz, H. Endohedral cluster compounds: inclusion of helium within C<sub>60</sub><sup>+</sup> and C<sub>70</sub><sup>+</sup> through collision experiments. *Angew. Chem. Int. Ed.* **30**, 884–886 (1991).
- Weiske, T., Wong, T., Krätschmer, W., Terlou, J. K. & Schwarz, H. The neutralization of HeC<sub>60</sub><sup>+</sup> in the gas-phase: compelling evidence for the existence of an endohedral structure for He@C<sub>60</sub>. *Angew. Chem. Int. Ed.* **31**, 183–185 (1992).
- Saunders, M., Jiménez-Vázquez, H. A. & Cross, R. J. Incorporation of helium, neon, argon, krypton, and xenon into fullerenes using high-pressure. *J. Am. Chem. Soc.* **116**, 2193–2194 (1994).
- Cross, R. J., Khong, A. & Saunders, M. Using cyanide to put noble gases inside C<sub>60</sub>. *J. Org. Chem.* **68**, 8281–8283 (2003).
- Syamala, M. S., Cross, R. J. & Saunders, M. <sup>129</sup>Xe NMR spectrum of xenon inside C<sub>60</sub>. *J. Am. Chem. Soc.* **124**, 6216–6219 (2002).
- Takeda, A. et al. Superconductivity of doped Ar@C<sub>60</sub>. *Chem. Commun.* 912–914 (2006).
- DiCamillo, B. A. et al. Enrichment and characterization of a noble gas fullerene: Ar@C<sub>60</sub>. *J. Phys. Chem.* **100**, 9197–9201 (1996).
- Ito, S. et al. Kr extended X-ray absorption fine structure study of endohedral Kr@C<sub>60</sub>. *J. Phys. Chem. B* **108**, 3191–3195 (2004).
- Peres, T. et al. Some new diatomic molecule containing endohedral fullerenes. *Int. J. Mass Spectrom.* **210**, 241–247 (2001).
- Ito, S., Shimotani, H., Takagi, H. & Dragoe, N. On the synthesis conditions of N and N<sub>2</sub> endohedral fullerenes. *Fuller., Nanotubes, Carbon Nanostruct.* **16**, 206–213 (2008).
- Morinaka, Y. et al. Fullerene C<sub>70</sub> as a nanoflask that reveals the chemical reactivity of atomic nitrogen. *Angew. Chem. Int. Ed.* **56**, 6488–6491 (2017).
- Murphy, T. A. et al. Observation of atomlike nitrogen in nitrogen-implanted solid C<sub>60</sub>. *Phys. Rev. Lett.* **77**, 1075–1078 (1996).
- Weidinger, A. et al. Study of N@C<sub>60</sub> and P@C<sub>60</sub>. *AIP Conf. Proc.* **442**, 363–367 (1998).
- Weidinger, A., Waiblinger, M., Pietzak, B. & Murphy, T. A. Atomic nitrogen in C<sub>60</sub>: N@C<sub>60</sub>. *Appl. Phys. A* **66**, 287–292 (1998).
- Nikawa, H. et al. The effect of atomic nitrogen on the C<sub>60</sub> cage. *Chem. Commun.* **46**, 631–633 (2010).
- Suetsuna, T. et al. Separation of N<sub>2</sub>@C<sub>60</sub> and N@C<sub>60</sub>. *Chem. Eur. J.* **8**, 5079–5083 (2002).
- Zhou, S. & Porfyrakis, K. Preparation and chemistry of N@C<sub>60</sub>. *Nanostruct. Sci. Technol.* 265–295 (2017).
- Hummelen, J. C., Prato, M. & Wudl, F. There is a hole in my bucky. *J. Am. Chem. Soc.* **117**, 7003–7004 (1995).
- Rubin, Y. Organic approaches to endohedral metallofullerenes: Cracking open or zipping up carbon shells? *Chem. Eur. J.* **3**, 1009–1016 (1997).
- Hummelen, J. C., Bellavia-Lund, C., & Wudl, F. Heterofullerenes. *Top. Curr. Chem.* **199**, 93–134 (1999).
- Chuang, S. C., Clemente, F. R., Khan, S. I., Houk, K. N. & Rubin, Y. Approaches to open fullerenes: a 1,2,3,4,5,6-hexaadduct of C<sub>60</sub>. *Org. Lett.* **8**, 4525–4528 (2006).
- Rubin, Y. Ring opening reactions of fullerenes: designed approaches to endohedral metal complexes. *Top. Curr. Chem.* **199**, 67–91 (1999).
- Schick, G., Jarrsson, T. & Rubin, Y. Formation of an effective opening within the fullerene core of C<sub>60</sub> by an unusual reaction sequence. *Angew. Chem. Int. Ed.* **38**, 2360–2363 (1999).
- Chuang, S. C. et al. Approaches to open fullerenes: synthesis and kinetic stability of Diels-Alder adducts of substituted isobenzofurans and C<sub>60</sub>. *J. Org. Chem.* **72**, 2716–2723 (2007).
- Prato, M. et al. [3+2] and [4+2] Cycloadditions of C<sub>60</sub>. *J. Am. Chem. Soc.* **115**, 1594–1595 (1993).
- Rubin, Y. et al. Insertion of helium and molecular hydrogen through the orifice of an open fullerene. *Angew. Chem. Int. Ed.* **40**, 1543–1546 (2001).
- Arce, J.-M., Viado, A. L., An, Y. Z., Khan, S. I. & Rubin, Y. Triple scission of a six-membered ring on the surface of C<sub>60</sub> via consecutive pericyclic reactions and oxidative cobalt insertion. *J. Am. Chem. Soc.* **118**, 3775–3776 (1996).
- Vougioukalakis, G. C., Roubelakis, M. M. & Orfanopoulos, M. Open-cage fullerenes: towards the construction of nanosized molecular containers. *Chem. Soc. Rev.* **39**, 817–844 (2010).
- Gan, L. B. Molecular containers derived from [60]fullerene through peroxide chemistry. *Acc. Chem. Res.* **52**, 1793–1801 (2019).
- Inoue, H. et al. Photooxygenative partial ring cleavage of bis(fulleroid): synthesis of a novel fullerene derivative with a 12-membered ring. *Tetrahedron Lett.* **42**, 895–897 (2001).
- Inoue, H., Yamaguchi, H., Suzuki, T., Akasaka, T. & Murata, S. A novel and practical synthesis of alkoxy-carbonyl-substituted bis(fulleroid). *Synlett*, 1178–1180 (2000).
- Murata, Y., Kato, N. & Komatsu, K. The reaction of fullerene C<sub>60</sub> with phthalazine: the mechanochemical solid-state reaction yielding a new C<sub>60</sub> dimer versus the liquid-phase reaction affording an open-cage fullerene. *J. Org. Chem.* **66**, 7235–7239 (2001).
- Murata, Y. & Komatsu, K. Photochemical reaction of the open-cage fullerene derivative with singlet oxygen. *Chem. Lett.* 896–897 (2001).
- Murata, Y., Murata, M. & Komatsu, K. The reaction of fullerene C<sub>60</sub> with 4,6-dimethyl-1,2,3-triazine: formation of an open-cage fullerene derivative. *J. Org. Chem.* **66**, 8187–8191 (2001).
- Iwamatsu, S.-I. et al. Open-cage fullerene derivatives suitable for the encapsulation of a hydrogen molecule. *J. Org. Chem.* **70**, 4820–4825 (2005).
- Iwamatsu, S.-I. et al. A bowl-shaped fullerene encapsulates a water into the cage. *J. Am. Chem. Soc.* **126**, 2668–2669 (2004).
- Iwamatsu, S.-I. & Murata, S. H<sub>2</sub>O@open-cage fullerene C<sub>60</sub>: control of the encapsulation property and the first mass spectroscopic identification. *Tetrahedron Lett.* **45**, 6391–6394 (2004).
- Iwamatsu, S.-I. & Murata, S. Open-cage fullerenes: synthesis, structure, and molecular encapsulation. *Synlett* 2117–2129 (2005).
- Iwamatsu, S.-I. et al. Carbon monoxide inside an open-cage fullerene. *Angew. Chem. Int. Ed.* **45**, 5337–5340 (2006).
- Whitener, K. E. Jr et al. Methane in an open-cage [60]fullerene. *J. Am. Chem. Soc.* **131**, 6338–6339 (2009).
- Whitener, K. E. Jr et al. Putting ammonia into a chemically opened fullerene. *J. Am. Chem. Soc.* **130**, 13996–13999 (2008).
- Hashikawa, Y., Li, H. & Murata, Y. Reactions of C<sub>60</sub> with pyridazine and phthalazine. *Chem. Eur. J.* 7507–7511 (2021).
- Murata, Y., Murata, M. & Komatsu, K. Synthesis, structure, and properties of novel open-cage fullerenes having heteroatom(s) on the rim of the orifice. *Chem. Eur. J.* **9**, 1600–1609 (2003). The Komatsu group reported sulfur atom insertion using S<sub>8</sub> in the presence of a single-electron reductant, to widen the orifice of an open-cage C<sub>60</sub> derivative. The product open-fullerene would be a key intermediate in the early syntheses of endofullerenes by molecular surgery (Refs. 64 and 65).
- Roubelakis, M. M., Murata, Y., Komatsu, K. & Orfanopoulos, M. Efficient synthesis of open-cage fullerene derivatives having 16-membered-ring orifices. *J. Org. Chem.* **72**, 7042–7045 (2007).
- Chen, C.-S., Kuo, T.-S. & Yeh, W.-Y. Encapsulation of formaldehyde and hydrogen cyanide in an open-cage fullerene. *Chem. Eur. J.* **22**, 8773–8776 (2016).
- Murata, Y., Murata, M. & Komatsu, K. 100% encapsulation of a hydrogen molecule into an open-cage fullerene derivative and gas-phase generation of H<sub>2</sub>@C<sub>60</sub>. *J. Am. Chem. Soc.* **125**, 7152–7153 (2003).
- Chuang, S.-C. et al. Fine tuning of the orifice size of an open-cage fullerene by placing selenium in the rim: insertion/release of molecular hydrogen. *Chem. Commun.* 1278–1280 (2007).
- Stanisky, C. M. et al. Helium entry and escape through a chemically opened window in a fullerene. *J. Am. Chem. Soc.* **127**, 299–302 (2005).
- Chuang, S.-C., Murata, Y., Murata, M. & Komatsu, K. The outside knows the difference inside: trapping helium by immediate reduction of the orifice size of an open-cage fullerene and the effect of encapsulated helium and hydrogen upon the NMR of a proton directly attached to the outside. *Chem. Commun.* 1751–1753 (2007).
- Murata, Y., Maeda, S., Murata, M. & Komatsu, K. Encapsulation and dynamic behavior of two H<sub>2</sub> molecules in an open-cage C<sub>70</sub>. *J. Am. Chem. Soc.* **130**, 6702–6703 (2008).
- Komatsu, K., Murata, M. & Murata, Y. Encapsulation of molecular hydrogen in fullerene C<sub>60</sub> by organic synthesis. *Science* **307**, 238–240 (2005). The first synthesis of an endofullerene by molecular surgery. Komatsu's route for preparation of H<sub>2</sub>@C<sub>60</sub> achieved very challenging 'closure' steps to repair the

- C<sub>60</sub> cage and introduced a photo-desulfinylation which inspired the later work of Whitby et al towards closure of a larger-orifice open-fullerene (Ref. 93).
67. Morinaka, Y., Tanabe, F., Murata, M., Murata, Y. & Komatsu, K. Rational synthesis, enrichment, and <sup>13</sup>C NMR spectra of endohedral C<sub>60</sub> and C<sub>70</sub> encapsulating a helium atom. *Chem. Commun.* **46**, 4532–4534 (2010). In a sister paper to Ref. 66, the Komatsu group applied their molecular surgery route to the preparation of He@C<sub>60</sub> and He@C<sub>70</sub>.
  68. Murata, M., Murata, Y. & Komatsu, K. Synthesis and properties of endohedral C<sub>60</sub> encapsulating molecular hydrogen. *J. Am. Chem. Soc.* **128**, 8024–8033 (2006).
  69. Murata, M., Maeda, S., Morinaka, Y., Murata, Y. & Komatsu, K. Synthesis and reaction of fullerene C<sub>70</sub> encapsulating two molecules of H<sub>2</sub>. *J. Am. Chem. Soc.* **130**, 15800–15801 (2008).
  70. Khong, A. et al. An NMR study of He<sub>2</sub> inside C<sub>70</sub>. *J. Am. Chem. Soc.* **120**, 6380–6383 (1998).
  71. Kurotobi, K. & Murata, Y. A single molecule of water encapsulated in fullerene C<sub>60</sub>. *Science* **333**, 613–616 (2011). A tetraketone open-fullerene derivative of C<sub>60</sub> was prepared, as its bis(hemiketal) hydrate, and shown to encapsulate water. This tetraketone would become the key intermediate for encapsulation of 'small' atoms and molecules in endofullerenes synthesis. This important paper also reports reductive coupling conditions for cage-closure that would be adapted for all subsequent molecular surgery routes, and achieves the first synthesis of H<sub>2</sub>O@C<sub>60</sub>.
  72. Hashikawa, Y., Murata, M., Wakamiya, A. & Murata, Y. Palladium-catalyzed cyclization: regioselectivity and structure of arene-fused C<sub>60</sub> derivatives. *J. Am. Chem. Soc.* **139**, 16350–16358 (2017).
  73. Hoffman, G. et al. A solid-state intramolecular Wittig reaction enables efficient synthesis of endofullerenes including Ne@C<sub>60</sub>, <sup>3</sup>He@C<sub>60</sub>, and HD@C<sub>60</sub>. *Angew. Chem. Int. Ed.* **60**, 8960–8966 (2021). Here, we reported solid-state 'filling' of an open-cage phosphorous ylid derivative of C<sub>60</sub> with in situ contraction of the cage opening. The method enabled encapsulation of expensive or rare gases, and the synthesis of isotopologues of He@C<sub>60</sub> and H<sub>2</sub>@C<sub>60</sub> at a scale required for many spectroscopic applications of these endofullerenes. The first synthesis of Ne@C<sub>60</sub> by molecular surgery was also achieved.
  74. Krachmalnicoff, A., Levitt, M. H. & Whitby, R. J. An optimised scalable synthesis of H<sub>2</sub>O@C<sub>60</sub> and a new synthesis of H<sub>2</sub>@C<sub>60</sub>. *Chem. Commun.* **50**, 13037–13040 (2014).
  75. Krachmalnicoff, A. et al. The dipolar endofullerene HF@C<sub>60</sub>. *Nat. Chem.* **8**, 953–957 (2016).
  76. Guo, Y., Yan, J. J. & Khashab, N. M. Conjugation-promoted reaction of open-cage fullerene: a Density Functional Theory study. *Chemphyschem* **13**, 751–755 (2012).
  77. Hashikawa, Y., Okamoto, S. & Murata, Y. Nonclassical Abramov products formed on orifices of cage-opened C<sub>60</sub> derivatives. *Chem. Eur. J.* **27**, 4864–4868 (2021).
  78. Zhang, Q. Y., Pankewitz, T., Liu, S. M., Klopfer, W. & Gan, L. B. Switchable open-cage fullerene for water encapsulation. *Angew. Chem. Int. Ed.* **49**, 9935–9938 (2010).
  79. Hashikawa, Y., Kizaki, K., Hirose, T. & Murata, Y. An orifice design: water insertion into C<sub>60</sub>. *RSC Adv.* **10**, 40406–40410 (2020).
  80. Zhang, R., Futagoishi, T., Murata, M., Wakamiya, A. & Murata, Y. Synthesis and structure of an open-cage thiafullerene C<sub>60</sub>S: reactivity differences of an open-cage C<sub>70</sub> tetraketone relative to its C<sub>60</sub> analogue. *J. Am. Chem. Soc.* **136**, 8193–8196 (2014).
  81. Zhang, R. et al. Synthesis of a distinct water dimer inside fullerene C<sub>70</sub>. *Nat. Chem.* **8**, 435–441 (2016).
  82. Zhang, R. et al. Isolation of the simplest hydrated acid. *Sci. Adv.* **3**, e1602833 (2017).
  83. Krachmalnicoff, A. et al. Synthesis and characterisation of an open-cage fullerene encapsulating hydrogen fluoride. *Chem. Commun.* **51**, 4993–4996 (2015).
  84. Futagoishi, T., Murata, M., Wakamiya, A., Sasamori, T. & Murata, Y. Expansion of orifices of open C<sub>60</sub> derivatives and formation of an open C<sub>59</sub>S derivative by reaction with sulfur. *Org. Lett.* **15**, 2750–2753 (2013). An open-cage derivative of C<sub>60</sub> with a 17-membered opening was first reported in this paper. This compound would become widely used for encapsulation of 'large' guests and, to date, is the key intermediate in syntheses of A@C<sub>60</sub> where A = CH<sub>4</sub>, Ar or Kr.
  85. Futagoishi, T., Murata, M., Wakamiya, A. & Murata, Y. Encapsulation and dynamic behavior of methanol and formaldehyde inside open-cage C<sub>60</sub> derivatives. *Angew. Chem. Int. Ed.* **56**, 2758–2762 (2017).
  86. Bloodworth, S. et al. Synthesis and properties of open fullerenes encapsulating ammonia and methane. *Chemphyschem* **19**, 266–276 (2018).
  87. Futagoishi, T., Murata, M., Wakamiya, A. & Murata, Y. Trapping N<sub>2</sub> and CO<sub>2</sub> on the sub-nano scale in the confined internal spaces of open-cage C<sub>60</sub> derivatives: isolation and structural characterization of the host-guest complexes. *Angew. Chem. Int. Ed.* **54**, 14791–14794 (2015).
  88. Futagoishi, T. et al. A stable, soluble, and crystalline supramolecular system with a triplet ground state. *Angew. Chem. Int. Ed.* **56**, 4261–4265 (2017).
  89. Hasegawa, S., Hashikawa, Y., Kato, T. & Murata, Y. Construction of a metal-free electron spin system by encapsulation of an NO molecule inside an open-cage fullerene C<sub>60</sub> derivative. *Angew. Chem. Int. Ed.* **57**, 12804–12808 (2018).
  90. Hashikawa, Y., Hasegawa, S. & Murata, Y. Precise fixation of an NO molecule inside carbon nanopores: a long-range electron-nuclear interaction. *Angew. Chem. Int. Ed.* **60**, 2866–2870 (2021).
  91. Huang, G. et al. An H<sub>2</sub>O<sub>2</sub> molecule stabilized inside open-cage C<sub>60</sub> derivatives by a hydroxy stopper. *Chem. Eur. J.* **28**, e202103836 (2022).
  92. Futagoishi, T., Murata, M., Wakamiya, A. & Murata, Y. Unprecedented photochemical rearrangement of an open-cage C<sub>60</sub> derivative. *Chem. Commun.* **53**, 1712–1714 (2017).
  93. Bloodworth, S. et al. First synthesis and characterization of CH<sub>4</sub>@C<sub>60</sub>. *Angew. Chem. Int. Ed.* **58**, 5038–5043 (2019). Successful photochemical desulfinylation of an open-cage C<sub>60</sub> derivative with a 'large' 17-membered opening (obtained by oxidation of the important open-fullerene prepared by Murata's group in Ref. 84) was achieved by our group in this work. This enabled the synthesis of CH<sub>4</sub>@C<sub>60</sub> in which the guest endohedral methane was the first organic molecule, and the largest, to have been encapsulated in C<sub>60</sub>.
  94. Bloodworth, S. et al. Synthesis of Ar@C<sub>60</sub> using molecular surgery. *Chem. Commun.* **56**, 10521–10524 (2020).
  95. Hoffman, G. et al. Synthesis and <sup>83</sup>Kr NMR spectroscopy of Kr@C<sub>60</sub>. *Chem. Commun.* Accepted manuscript, <https://doi.org/10.1039/D2CC03398D> (2022)
  96. Zhang, R., Murata, M., Wakamiya, A. & Murata, Y. Synthesis and structure of an open-cage C<sub>60</sub>O derivative. *Chem. Lett.* **46**, 543–546 (2017).

## Acknowledgements

This work was supported by EPSRC (EP/T004320/1).

## Author contributions

The content of this review was planned by S.B. and R.J.W. The manuscript was written by S.B. and edited by R.J.W.

## Competing interests

The authors declare no competing interests.

## Additional information

**Supplementary information** The online version contains supplementary material available at <https://doi.org/10.1038/s42004-022-00738-9>.

**Correspondence** and requests for materials should be addressed to Sally Bloodworth.

**Peer review information** *Communications Chemistry* thanks the anonymous reviewers for their contribution to the peer review of this work. Peer reviewer reports are available.

**Reprints and permission information** is available at <http://www.nature.com/reprints>

**Publisher's note** Springer Nature remains neutral with regard to jurisdictional claims in published maps and institutional affiliations.



**Open Access** This article is licensed under a Creative Commons Attribution 4.0 International License, which permits use, sharing, adaptation, distribution and reproduction in any medium or format, as long as you give appropriate credit to the original author(s) and the source, provide a link to the Creative Commons license, and indicate if changes were made. The images or other third party material in this article are included in the article's Creative Commons license, unless indicated otherwise in a credit line to the material. If material is not included in the article's Creative Commons license and your intended use is not permitted by statutory regulation or exceeds the permitted use, you will need to obtain permission directly from the copyright holder. To view a copy of this license, visit <http://creativecommons.org/licenses/by/4.0/>.

© The Author(s) 2022