

<https://doi.org/10.1038/s43247-024-01356-0>

Developing countries can adapt to climate change effectively using nature-based solutions

Check for updates

Sergio Villamayor-Tomas ^{1,2,3}✉, Alexander Bisaro⁴, Kevin Moull ⁵, Amaia Albizua ^{6,7}, Isabel Mank⁵, Jochen Hinkel ⁴, Gerald Leppert ⁵ & Martin Noltze⁵

Evidence on the effectiveness of climate change adaptation interventions in low- and middle-income countries has been rapidly growing in recent years, particularly in the agricultural and coastal sectors. Here we address the question of whether results are consistent across intervention types, and risk reduction versus development-related outcomes using a systematic review of 363 empirical observations published in the scientific literature. Generally, we found more evidence of risk reduction outcomes in the coastal sector than in the agricultural sector, and more evidence of development-related outcomes in the agricultural sector. Further, results indicate that nature-based solutions have the strongest positive effects for both the coastal and agricultural sectors. Social/behavioural interventions in the coastal sector show negative effects on development-related outcomes that will need to be further tested. Taken together, our results highlight the opportunity for development and climate adaptation practitioners to promote adaptation interventions with co-benefits beyond risk reduction, particularly in the case of nature-based solutions.

Sustainable Development Goals connect policies addressing climate change adaptation with complementary benefits for poverty reduction, economic stability and or public health, and highlight the need of interventions that cut across those priorities, particularly in low- and middle-income countries (LMICs)^{1,2}. Support for the right interventions, however, has so far been hindered by a typically fragmented understanding of their effectiveness among other factors. To address this gap, our study systematically reviews the evidence (i.e., quantitative studies that are accessible online) on the effectiveness of climate change adaptation interventions in LMICs in light of different outcomes.

Evidence gap maps (EGMs) and systematic reviews can inform policy makers and practitioners by synthesizing evidence³. There is increasing global evidence on the effectiveness of adaptation interventions in LMICs (including small island developing states, or SIDS), particularly in the agricultural and coastal sectors^{4–6}. Evidence in the agricultural sector includes case studies, experiments, quasi-experiments, and reviews focusing on interventions that target farmer behaviour, agricultural productivity, and livelihood resilience^{7–11}. In the coastal sector, the evidence-base includes case

studies and experiments focusing on interventions such as NbS to prevent economic damages or reduce livelihood vulnerability, among others^{12,13}. Increasingly common among all these studies is the recognition of interactions between climate change interventions and risk reduction on the one hand and development priorities on the other^{14–16}.

Despite the growing evidence, an integrative synthesis of adaptation effectiveness does not exist, and information remains scattered across studies and types of interventions and outcomes. Existing syntheses have focused on the state-of-the-art^{5,17–20}, metrics²¹, planning^{22,23}, financing²⁴, responses^{17,25,26}, or specific types of interventions and/or outcomes²⁷. Also, syntheses have not tended to distinguish between industrialized and LMICs or sectors and/or focused only on effective interventions²⁸.

Major questions to be addressed concern the relevance, effectiveness, efficiency, impact, sustainability and policy coherence of adaptation interventions, particularly in developing country contexts^{5,29}. This paper aims to address some of these gaps through the following research question: to what extent different types of climate change adaptation interventions in the

¹Institute of Environmental Science and Technology (ICTA), Autonomous University of Barcelona, Carrer de les Columnes s/n, Campus UAB, 08193 Cerdanyola del Vallès, Spain. ²Ostrom Workshop, Indiana University, 513 N Park Ave, Bloomington, IN 47408, USA. ³Thaer-Institute, Humboldt University, Invalidenstraße 42, 10099 Berlin, Germany. ⁴Global Climate Forum, Neue Promenade 6, 10178 Berlin, Germany. ⁵German Institute for Development Evaluation (DEval), Fritz-Schäffer-Str. 26, 53113 Bonn, Germany. ⁶Basque Centre for Climate Change (BC3), Parque Científico de UPV/EHU, Leioa, Spain. ⁷Universidad del País Vasco/Euskal Herriko Unibertsitatea (UPV/EHU), Juan Ibañez de Santo Domingo, 1, Vitoria-Gasteiz, Spain. ✉e-mail: villamayortomas@gmail.com

agricultural and coastal sectors are effective in achieving risk-reduction and development outcomes in LMICs?

In addressing the above question our study contributes to two scholarly debates. First, we contribute to the debate of whether it is more effective that interventions target climate protection (here hazards or exposure), or sustainable development more largely (here social vulnerability and adaptive capacity)⁵. Second, we contribute to the debate around the effectiveness of different types of interventions, including the distinction between hard (technological and infrastructure-based) versus soft (behavioural or institutional) interventions³⁰ and the growing interest in Nature-based Solutions (NbS) due to their potential cost-effectiveness and multiple benefits across contexts³¹.

Based on a systematic review of 363 empirical observations published in the scientific literature, we find that adaptation interventions can be effective with regard to both risk reduction and development-related outcomes. That said, we find more evidence of risk reduction outcomes in the coastal sector and of development-related outcomes in the agricultural sector. NbS is the only intervention that has positive effects across all outcome categories in both sectors. Evidence is most clear about the contribution of NbS to reducing immediate risks and impacts from climate change in the coastal sector, and promoting economic benefits in the agricultural sector. In the agricultural sector, evidence is also robust about the positive effects of informational/educational and infrastructural interventions and points to the need to explore more systematically their interactions. Also importantly, the study also reveals that interventions can not only fail to achieve expected effects but also have negative effects. This is particularly the case of social/behavioural interventions in the coastal sector when assessed against development-related outcomes.

Results

Distribution of studies across sectors, geographies, intervention types and outcome categories

The number of studies varied substantially between the two sectors. The agricultural sector had four times the number of studies (84 studies with 266 observations) compared to the coastal sector (19 studies with 97 observations). However, the number of observations (evidence linking an

intervention with an outcome) per study was much higher in the coastal sector compared to the agricultural sector (5.1 versus 3.2 observations per study on average, respectively).

In the coastal sector, most authors referred to a specific threat (e.g., storms, sea level rise) and did not frame their study as related to development but still contained information about development-like outcomes. Alternatively, most of the agricultural sector studies both referred to a specific threat (e.g., droughts, floods) and to development. The studies were geographically dispersed (see Fig. 1). The majority of studies were located in China (18 studies), followed by multi-country studies (17), India (13), Pakistan (6), Bangladesh, Ethiopia and Kenya (each 4). From a sectoral perspective, studies were regionally concentrated: 32% of the studies in the coastal sector were conducted in South Asia, and 11 to 16% each in East Asia and the Pacific, Sub-Saharan Africa, and Latin-America and the Caribbean. In the agricultural sector, studies in South Asia, East Asia and the Pacific and sub-Saharan Africa were much more prominent (each 24 to 27%) compared to those based in Latin America and the Caribbean.

The distribution of intervention types differed by sector and outcome categories (Table 1). Most of the observations (and studies) in the coastal sector were NbS (38 observations, 7 studies) and social/behavioural interventions (30, 4 studies). The studies in the agricultural sector were more evenly distributed and covered all the intervention types. This was expected and was partially a result of the larger number of studies in the agricultural (84) compared to the coastal sector (19).

Effectiveness of adaptation interventions by sectors

Overall, there were considerably more positive than negative effects reported across all interventions, outcomes, and sectors. However, positive effects were more frequent in the agricultural sector as compared to the coastal sector, and effects also varied by intervention type (Fig. 2). Figure 2 presents the effect size and direction (positive versus negative) of the seven different adaptation interventions by the two sectors.

In the coastal sector (Fig. 2a), NbS were noticeably associated with positive effects (29 positive against 9 neutral/negative observations). Social/behavioural interventions were more associated with neutral or negative effects (17 neutral/negative against 13 positive observations). However,

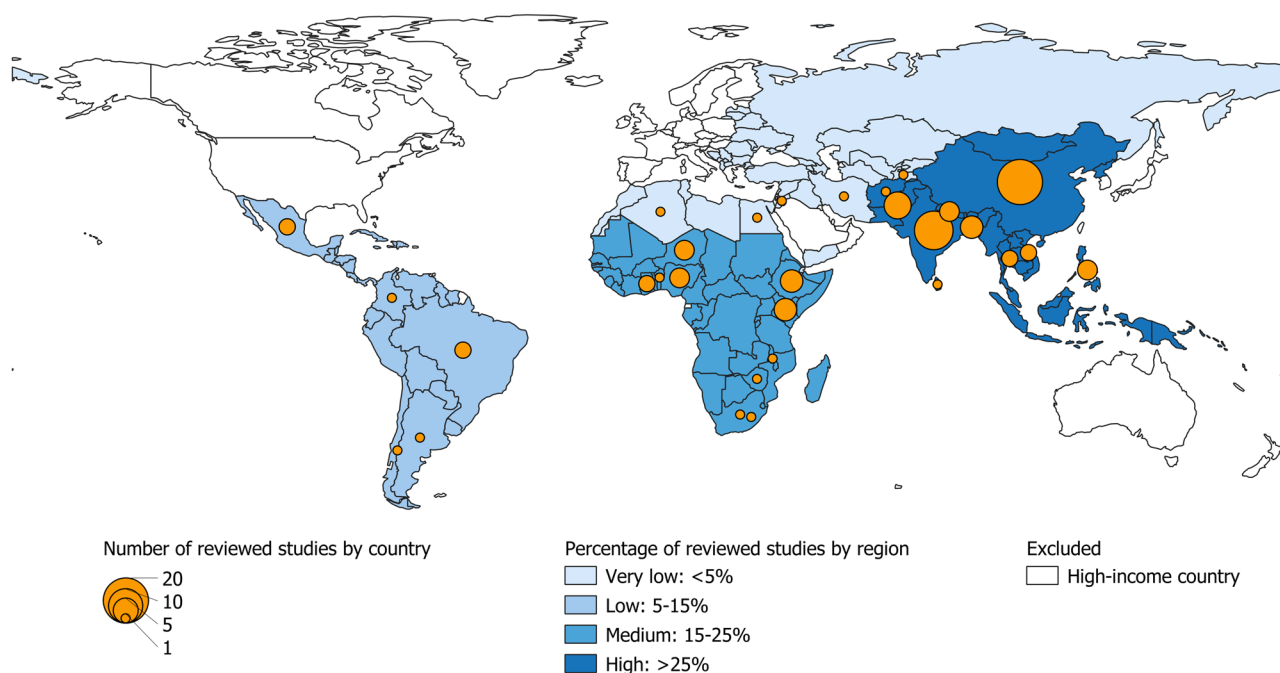


Fig. 1 | Geographic representation of studies included in the systematic review. Sources: Country layer obtained from Natural Earth—Free vector and raster map data at 1:10 m, 1:50 m, and 1:110 m scales (naturalearthdata.com). Studies grouped

by region based on WDI - The World by Income and Region (worldbank.org). Map elaborated with QGIS 3.4.2.

most of the negative/neutral effects came from one single study on the effects of relocation of the population away from coastal areas and small islands³². Technological interventions were also mostly associated with negative effects (3 out of 4 observations). However, this was only reported by one single study.

In the agricultural sector (Fig. 2b), most of the interventions showed positive effects (69% of all observations), although there were also neutral (~19%) and negative effects (~12%). Technological and informational interventions showed mostly positive effects (~75% of all observations in

each group of interventions). Alternatively, financial and social/behavioural interventions showed a fair number of negative effects (representing 19% and 22% of all observations within each group, respectively).

Strength of effects by intervention type and outcome category

Table 2 displays the strength of effects based (means) for each pair of intervention type and outcome category, for the two sectors. As shown, we found substantial evidence of effects on both the risk reduction-related (climate hazard and exposure) and development-related (social/economic vulnerability and enabling environment) outcomes in both sectors. That said, evidence is more evenly distributed in the coastal than in the agricultural sector, where most of the evidence informs about development related outcomes (only 23% informs about risk reduction).

In the coastal sector, evidence suggests that interventions at large tend to be more positive with regard to risk-reduction than with development-related outcomes, but this varies across intervention types. Discounting missing data (i.e., variables for which studies did not have information), there were positive mean effects across at least two of the outcomes for NbS, built infrastructure, informational, and institutional interventions (Table 2). Mean effects were particularly high for institutional (2.0 mean positive effect) and built infrastructure (1.5) interventions, although the number of observations for these interventions was low.

NbS were more positive in reducing the risk of climate-related hazard and exposure (1.2 mean positive effect), than in decreasing social or economic vulnerability (0.8) or contributing to the enabling environment (0.7). Forest cover, for example, has been shown to protect property and human lives across coastal districts in West Bengal³³.

Technological financial, and social/behavioural interventions showed negative mean effects for development-related outcomes in the coastal sector (Table 2). Technological interventions showed negative mean effects when they targeted social or economic vulnerability (-2.0 negative mean effect) and the enabling environment (-0.5). Financial interventions showed negative mean effects when they targeted the enabling environment (-0.5). Social/behavioural interventions showed negative mean effects when targeting social or economic vulnerability (-0.7) but positive mean effects when reducing the risk of climate hazard and exposure (0.6).

Social or economic vulnerability concentrated most of the negative effects. Most of these came from a single study³². The study explores the impact of the relocation of people from flood-prone coastal areas and islands on livelihoods using survey data from 130 households in Bangladesh. It finds

Table 1 | Number of observations by sector, intervention type and outcome category

Sector	Intervention type	Outcome category		
		Climate hazard and exposure	Social or economic vulnerability	Enabling environment
Coastal (97 observations in 19 studies)	Nature-based solutions	25	10	3
	Built infrastructure	3	0	2
	Technological	0	1	4
	Informational	6	1	2
	Institutional	2	1	1
	Financial	3	1	2
	Social/behavioural	14	14	2
Agricultural (266 observations in 84 studies)	Nature-based solutions	5	16	7
	Built infrastructure	14	28	1
	Technological	1	7	0
	Informational	15	42	9
	Institutional	8	14	10
	Financial	11	28	9
	Social/behavioural	7	28	6

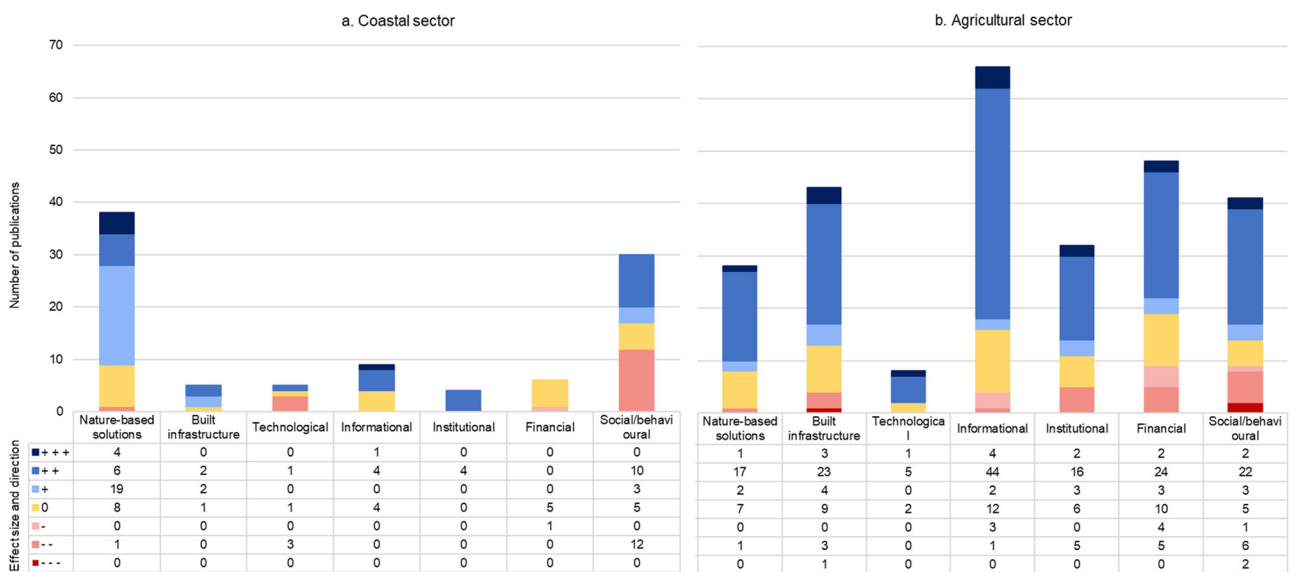


Fig. 2 | Number of observations and their effect direction across intervention types split by the coastal and agricultural sector. --- = large significant negative (-3), -- = small/ medium sig. neg. (-2), - = very small sig. neg./ negligible (-1),

0 = neutral/ not sig. (0), + = very small sig. positive/ negligible (1), ++ = small/ medium sig. pos. (2), +++ = large sig. pos. (3). a results of reviewed studies in the agricultural sector. **b** results of reviewed studies in the coastal sector.

Table 2 | Strength of effects (means) for each pair of intervention type and outcome category for the coastal ($n = 97$ obs.) and the agricultural sector ($n = 266$ obs.)

Sector	Intervention type	Outcome category		
		climate hazard and exposure	social or economic vulnerability	enabling environment
Coastal (97 observations)	NbS	1.2 (25, 46%)	0.8 (10, 37%)	0.67 (3, 19%)
	Built infrastructure	1.3 (3, 6%)	. (0)	1 (2, 12.5%)
	Technological	. (0)	-2 (1, 4%)	-0.5 (4, 25%)
	Informational	1.5 (6, 12%)	0 (1)	1 (2, 12.5%)
	Institutional	2 (2, 4%)	2 (1, 4%)	2 (1, 6%)
	Financial	0 (3, 6%)	0 (1, 4%)	-0.5 (2, 12.5%)
	Social/behavioural	0.6(14, 26%)	- 0.7 (14, 51%)	0(2, 12.5%)
	ALL	1.1 (53, 55%)	-0.7 (27, 28%)	0.3 (16, 17%)
Agricultural (266 observations)	NbS	1.8 (5, 8%)	1.3 (16, 10%)	1.1 (7, 18%)
	Built infrastructure	0.9 (14, 23%)	1.3 (28, 17%)	2 (1, 2%)
	Technological	2 (1, 2%)	1.6 (7, 4%)	. (0)
	Informational	1.3 (15, 25%)	1.5 (42, 26%)	1.3 (9, 22%)
	Institutional	0.6 (8, 13%)	1.2 (14, 9%)	0.7 (10, 23%)
	Financial	1.6 (11, 17%)	0.9 (28, 17%)	0.1 (9, 21%)
	Social/behavioural	0.9 (7, 12%)	0.8 (28, 17%)	1.2 (6, 14%)
	ALL	1.2 (61, 23%)	1.2 (163, 61%)	0.8 (42, 16%)

The first number in each cell is the mean effect of the observations for each intervention-outcome pair. The values range from -3 (strong negative) to 3 (strong positive effects). The first number in parenthesis shows the number of observations; the second number shows the percentage out of the total number of outcome observations).

that relocation has negative effects on living conditions as well as negative effects on risk reduction including food security or access to drinking-water. Conversely, the effects on risk reduction were mostly positive. The evidence on these effects came from multiple studies and a diversity of interventions, including migration, livelihood transformation, and participation in community development. Evidence from 1003 individuals across Nigeria has shown that participation in community development significantly reduces the risk of flood impacts to the household³⁴.

In the agricultural sector, all intervention types with the exception of Technological interventions (due to missing data) had positive mean effects across all outcome categories, although in varying degrees (Table 2). Informational interventions showed considerable positive mean effects across all outcomes. As mentioned above, development-related outcomes (i.e., social or economic vulnerability) were most frequently studied. Indigenous knowledge, for example, has been found to have significant positive effects on the accuracy of accounts of past droughts among farmers in Eastern Africa³⁵.

Built infrastructure and NbS also showed relatively high positive mean effects when targeting decreased social or economic vulnerability. Research in China has shown, for example, that households investing in irrigation infrastructure can obtain higher yields than otherwise in the advent of droughts³⁶; and global meta-analyses have confirmed that intercropping improves agricultural yield stability⁹.

Social/behavioural and financial interventions that targeted social or economic vulnerability showed the lowest mean effects among all interventions in the agricultural sector. Evidence from 700 livestock farmers from all four major provinces of Pakistan, for example, has shown that those resorting to migration (i.e., in search of water and fodder) as a climate change adaptation strategy tend to have lower milk production and income compared to those who did not migrate³⁷. Similarly, data from 266 municipalities in the state of Bahia, Brazil, has shown that access to markets and credits can lead to significant decreases in agricultural and livestock production³⁸.

Contextual conditions

Importantly enough, interventions do not occur in a vacuum; ideally, their effects need to be “controlled for” a variety of other influential aspects. A

considerable amount of the studies reviewed consisted of multivariate regression analysis and highlighted some of those other influential aspects (i.e., covariates). In the coastal sector, the effectiveness of “Nature based” solutions such as mangroves to protect population from floods can hold while controlling for population density, elevation, distance from rivers or warning measures³⁹. In the agricultural sector the effectiveness of “Informational/educational” interventions like extension services in promoting resilience against droughts and floods can hold regardless farmers’ wealth, education, marital status, institutional participation, size of cultivated land, number of farm plots, technological improvements, access to information or savings⁴⁰. Further research shall delve deeper and more systematically into the study of covariates.

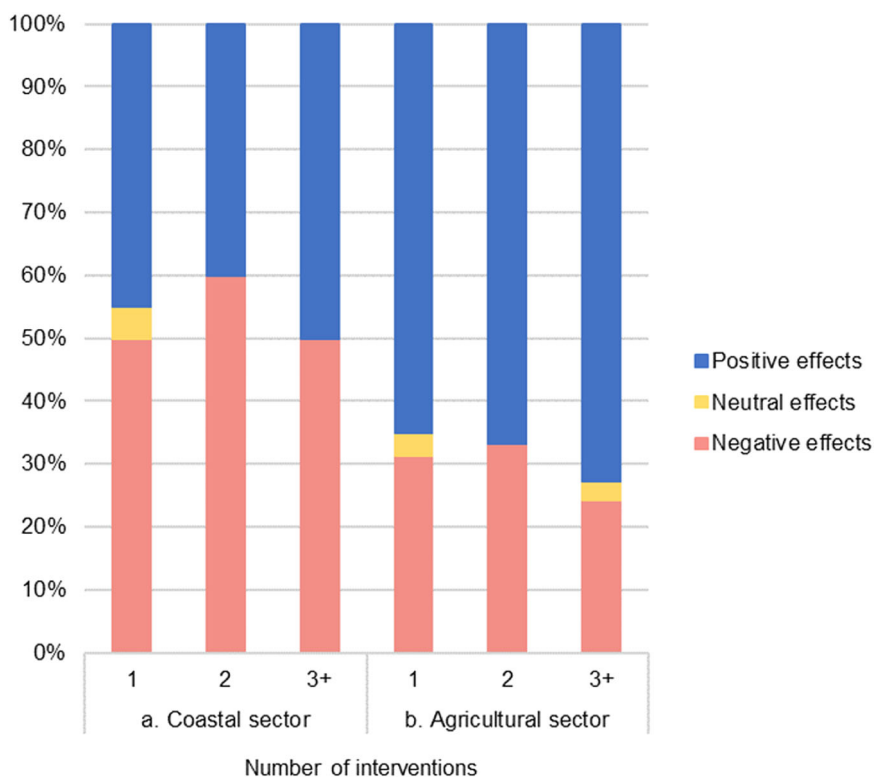
Effectiveness of combinations of interventions

We assessed the contribution of combinations of adaptation interventions on their effectiveness. Independent of the sector, 61% of the reviewed studies applied a single intervention. Specifically, in the coastal sector single interventions were most common (74% of the studies), while only 7% of the studies tested three interventions (Fig. 3). Given the small sample size for the coastal sector ($N = 19$ studies), the evidence on the effect of combined interventions needs to be taken with caution. Conversely, in the agricultural sector, every third study combined three or more interventions. When three or more interventions were combined, the proportion of significant positive effects was only slightly higher compared to single or double interventions (Fig. 3).

Discussion

At large, our data show that adaptation interventions can be effective with regard to both risk reduction and development-related outcomes. That said, we found more evidence of risk reduction outcomes in the coastal sector than in the agricultural sector, and vice-versa. Also, in the coastal sector, the evidence points to potential trade-offs between risk reduction and development-related outcomes for some intervention types that will need to be further tested. More robust is the evidence about the positive effects of interventions across outcomes in the agricultural sector, illustrating the fine line existing between climate risk-reduction and development in this sector^{41–43}.

Fig. 3 | Effectiveness of combinations of multiple interventions across sectors. positive (blue colour), neutral (yellow colour) and negative (red colour) effects across cases with 1, 2 and 3 or more simultaneous interventions.



NbS showed positive effects across all outcome categories in both sectors. This is consistent with current literature arguing that NbS produce multiple co-benefits, i.e., improve economic, social and environmental outcomes, while also contributing substantially to the reduction of climate-related risks^{5,44}. Previous systematic reviews have shown that nearly two thirds of the NbS studied reduced negative climate impacts⁴⁵. Yet, 80% of the evidence was derived from developed countries in the Global North. Our findings broaden the evidence base on NbS, specifically with regard to their effectiveness in LMICs. Previous research has also identified a lack of evidence on the effects of NbS on socio-economic and developmental outcomes^{31,45}. Here, we were able to provide some of that evidence, in particular on the positive effects of crop diversification, water conservation and coastal habitat restoration on crop yields, food security and poverty reduction, respectively^{9,33}. These findings also align with the claims that NbS and associated agro-ecological practices can enhance land ecosystem services and ensure sustainable land use systems in the agricultural sector^{46,47}.

In the agricultural sector, informational interventions (e.g., early warning, farmer schools, extension services) were the only intervention with clearly positive effects on both risk reduction and development-related outcomes. This confirms the importance of perceptions and learning in environments impacted by climate change. Informational interventions can not only empower households and communities⁴⁸, but also allow governments and non-governmental organizations to understand farmer perceptions and how they influence their decision-making and risk-taking⁴⁹. These interventions also question preconceptions, assumptions, and beliefs about the food system, which can result in paradigm shifts and new opportunities for transformational development⁵⁰. Also, our results about the positive effects of technological and built-infrastructure interventions (e.g., investments in water infrastructure to improve crop yields, and transitions from dryland to irrigation cultivation) to reduce social or economic vulnerability echoes previous findings about the importance of effective water management for development in the Global South^{51,52}.

A number of key messages for development practitioners, governments and NGOs can be drawn from our results. First, although interventions may have multiple effects, there are still patterns linking types of

interventions and outcomes; thus, there is an opportunity for policymakers and practitioners to tailor their interventions to optimize the outcomes those interventions are most effective with. Some dyads of interventions and outcomes showed indeed more robust results than others (i.e., NbS and hazard and exposure reduction in the coastal sector; and informational interventions and social or economic vulnerability in the agricultural sector). Second, policy makers should assess the effects of their interventions in conjunction with other influential factors. As shown in the results, there is a variety of influential factors (covariates in statistical terms) that intervention assessments need to control for. Ultimately, those factors inform about the scope conditions under which the effects of interventions could be maximized. Third, there is also the possibility that negative effects occur⁵³; policy makers should be avert to detect these and make corrections early enough in the implementation process.

As further research, our analysis suggests the need to move beyond the debates on individual intervention effectiveness (e.g., hard versus soft, green versus grey interventions) and focus instead on finding synergies between interventions and combinations of interventions^{31,54}. Implementing multiple interventions in parallel could more effectively target individual and multiple climate risks, reach adaptation outcomes, and create synergies than if they were implemented individually. In our study, combinations of interventions had only slightly more positive effects than single interventions in the agricultural sector. That said, most of those combinations included NbS and technological and social and behavioural interventions^{37,55,56}. Further research is needed to explore whether combinations of certain types of interventions have stronger effects than other combinations or than the interventions alone.

Finally, it is instrumental for enhancing the evidence-base for adaptation policy and programmes, to conduct more primary research closing existing gaps and reduce uncertainties for decision makers. This is particularly the case for the coastal sector, which has relatively little evidence compared to the agricultural sector, and for long-term, development-related outcomes. Moreover, the increasing complexity of development interventions, other particularities such as non-linearity of intervention outcomes or shifting baselines in the context of climate change, as well as the demand for

transformational change and adaptive management, are calling for further investments into integrated systems of monitoring, rigorous evaluation and learning capacities^{39,57}. By the same token, intervention effectiveness assessments need to further include individual, household and community qualitative data, to ensure benefits reach those most at risk or in need in the long term.

Methods

Concepts

Following the IPCC reports⁵³, we conceptualize climate risks as the interaction of climate hazards with the vulnerability and exposure of human and natural systems. Interventions of climate change adaptation can reduce and manage these risks as well as contribute to longer term development outcomes. Thus, we classify outcomes into three categories depending on how risk reduction versus development-oriented they are⁵. The categories include:

1. The reduction of *climate hazard and exposure* of individuals or communities. An example would be the protection and restoration of mangroves to reduce the risk of coastal flooding.
2. The reduction of *social or economic vulnerability* of individuals or communities. An example would be irrigation techniques that reduce the vulnerability of farmers to water scarcity. This category also includes increasing adaptive capacity (i.e., reducing future vulnerability). For example, farmers that diversify their livelihoods or learn about new cropping techniques are less vulnerable to future climate impacts.
3. The contribution to the *enabling environment*, including environmental, socioeconomic or institutional improvements at the system-level. Examples are disaster risk programmes or livelihood programmes.

Also, we follow previous research to classify interventions into seven types^{5,58} (Table 3).

Literature debates

Our analysis contributes to two scholarly debates. First, we contribute to the debate of whether it is more effective that interventions target climate protection (here hazards or exposure), or sustainable development more largely (here social vulnerability and adaptive capacity)⁵. In the terminology used before the IPCC’s Special Report for Managing the Risks of Extreme Events and Disasters to Advance Climate Change Adaptation (SREX), this debate was often casted into the terms “outcome vulnerability” versus “contextual vulnerability”^{59,60}. While this debate is not new, it remains

unresolved and has direct implications for the distribution of development finance through, e.g., the Green Climate Fund⁶¹. While some commentators advocate for climate-risk oriented criteria for funding allocation, others, particularly from developing countries, argue for a broader development framing of adaptation. While it is not possible to resolve this debate conceptually, empirical contributions regarding the relative effectiveness of interventions addressing protection versus sustainable development capacity can advance the practical side of this debate.

Complementarily, we contribute to the debate around the effectiveness of different types of interventions. Some commentators have argued that a focus on hard (technological and infrastructure-based) interventions, may pay insufficient attention to governance and social barriers that are better addressed by soft (behavioural or institutional) interventions³⁰. Scholars have, for example, pointed to the lack of clear organizational responsibilities for adaptation at higher levels of governance⁶², conflicts and trade-offs arising from other sectoral policies⁶³ and complexity and routines of government organizations⁶⁴, and interplay between private and public responsibilities⁶⁵ as barriers to adaptation. Thus, assessing adaptation effectiveness requires considering a broad range of adaptation intervention types⁵⁸.

The debate over hard versus soft interventions has in recent years taken on the role of NbS. There is growing interest in NbS as promising adaptation measures in a range of settings, due to their potential cost-effectiveness and multiple benefits³¹. Globally, the IUCN has recently developed a Global Standard on NbS⁶⁶. while NbS for adaptation are particularly emphasized in both the EU Adaptation Strategy⁶⁷ and the EU Green Deal⁶⁸. However, whether NbS can facilitate sustainable development better than other infrastructure-based solutions is still debated^{31,45,69,70}.

A debate this study does not contribute directly but deserves also to be mentioned is the top-down bias of effectiveness assessments and the need to further integrate community perceptions, and locally understood social and economic processes that play a critical role in experiences of ‘effective’ interventions⁷¹. Our study builds indeed on many studies that have been carried out by outsiders with predefined understandings of effectiveness. This limitation is related to the quantitative nature of the studies reviewed.

Data

This systematic review selected studies that were already included in an evidence gap map (EGM) on adaptation, which is one of the most up-to-date and comprehensive databases on the effectiveness of adaptation interventions in low and middle-income countries (LMICs)⁵. The EGM followed the systematic map protocol, which followed guidelines set out by the Centre for Evidence-Based Conservation⁷², and included quantitative or

Table 3 | Types of interventions and examples

Type of intervention	Description	Examples agricultural sector	Examples coastal sector
Nature-based solutions (NbS)	Activities that use ecosystems and biodiversity as well as sustainable management, conservation and restoration of ecosystems.	Conservation agriculture; changing planting dates; agroforestry; conservation tillage; crop rotation.	Mangrove forests; sand dunes marshes; seagrass; integrated coastal zone management.
Built infrastructure	Activities that include structural components.	Dams; improved irrigation infrastructure; well improvements	Mobile flood barriers; water resistant building material; breakwaters
Technological	Activities that include technology.	Water harvesting with storage; evaporation suppressants	Embankments
Informational	Activities that aim to inform or educate.	Access to extension services; training in disaster risk reduction and climate smart agriculture	Social media information; early warning information; science and education.
Institutional	Activities that include policies, plans, standards or regulations.	Decentralization policy; formal land tenure reforms; community-based Disaster Risk Management and Livelihoods Programme.	Disaster Risk Management policy/programmes; adaptation-enabling legal frameworks
Financial	Activities that include financial transactions or are market driven.	Access to credit and markets; entrepreneurial support; cash transfers; insurance	After-flooding financial aid
Social/behavioural	Activities that include social support and change or behavioural change.	Cooperatives; water user associations; income diversification	Evacuation plans; community-based planning; resettlements

Adapted from Biagini et al.⁵⁹ according to Doswald et al.⁵.

mixed-methods studies and systematic reviews in the analysis. The inclusion criteria for this meta-analysis were adapted from previous research⁵ following the PICOS standard (Table 4).

In a previous study⁵, we systematically searched databases of peer-reviewed literature (Web of Science, Scopus, 3ie database and CEE library) and grey literature from several organisational websites for studies on climate change adaptation in low- and middle-income countries (LMICs) as defined by the Organisation for Economic Co-operation and Development (OECD). All literature that had an English abstract and was written in English, Spanish, French or German was included. This yielded a sample of 13,121 studies. The sample was narrowed down by excluding books, book sections and conference proceedings and screening abstract and titles following several exclusion criteria. Importantly for our purpose, all studies that did not report on the effectiveness of an adaptation intervention were excluded. This yielded a final set of 463 studies (Fig. 4), which is published as an interactive EGM at the website of the International Initiative for Impact Evaluation (3ie)²⁹.

In the previous study⁵, we categorized studies into four sectors of (i) Water, (ii) Forestry, fishing and agriculture, (iii) Land-use and built environment, and (iv) Society, economy and health. Since we focused only on the coastal and agricultural sectors, we excluded 152 studies from

their database that did not match these two sectors. We focused on the agricultural and coastal sectors for several reasons. The agricultural sector, along with the forest sector are most directly related with development in LMICs due to the importance of rural areas and the primary sector for those countries' economies. The forestry sector is critical for climate change mitigation, but the impact of climate change on forest activities has been less documented than in the agricultural sector. The coastal sector has been pioneering in studies of climate change and additionally allowed us to capture intervention effects in urbanized areas. Also, interventions in the coastal sector have tended to target risk reduction outcomes, so by including those interventions we are able to widen the diversity of outcomes studied (the agricultural sector tends to include development-related outcomes).

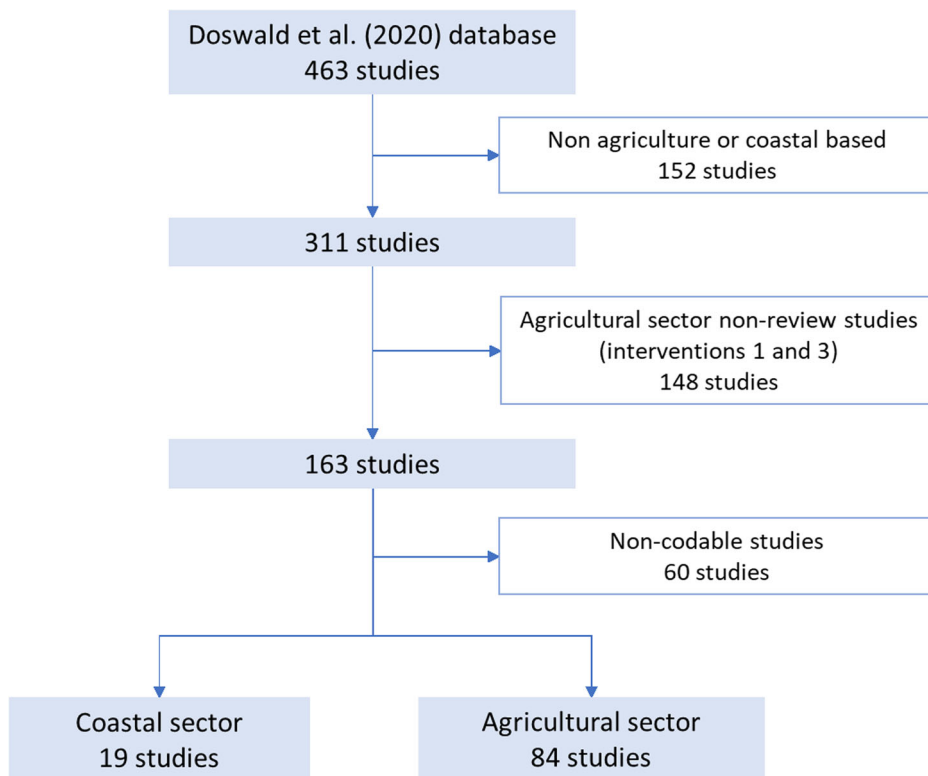
We also excluded primary or non-review studies on NbS or technological interventions in the agricultural sector, and studies which did not have sufficient data for coding. Primary studies on NbS or technological interventions in the agricultural sector were excluded due to the disproportionately large number of systematic reviews for these interventions, which we included in the review. This led to a final batch of 103 included studies, 19 and 84 of which belonged to the coastal and agricultural sectors, respectively (Fig. 4; see also Supplementary References).

Table 4 | Inclusion criteria

PICOS	Inclusion criteria
Population	Human individuals, groups, institutions, systems, and communities in the agricultural and coastal sectors in low- and middle-income countries
Intervention	Interventions that aim to adjust, reduce, stop or use the benefits from changes in climate or a climatic hazard due to climate change in different sectors
Comparator	Interventions compared to either no intervention, different levels of intervention, or between interventions
Outcome	Outcomes that reduce the risk of climate hazard and exposure, decrease social or economic vulnerability, or contribute to the enabling environment
Study	Studies that are quantitative and include correlation, impact, or review methods, and were published in peer-reviewed and grey literature between 2007 and 2018 either in English or contained an English abstract (for studies written in French, Spanish or German)

Own table, based on the PICOS standard³⁰.

Fig. 4 | PRISMA flow chart. Interventions 1 and 3 refer to NbS and technological interventions.



The included studies were coded into a comprehensive coding matrix, which included information about: author, publication year, country, study design, sector, intervention type, outcome category, and effects direction and size, among other variables (see coding book below). We employed a rigorous qualitative consensus approach⁷³ to ensure the reliability of our coding. This involved clear coding guidelines, regular communication among coders and iterative discussions to reach agreement. The coding included two stages. First, all three coders coded 6 studies collaboratively until agreement reached saturation; all coders coded the same study and discussed their codes, one study after the other, until coders reached a similar understanding of the variables (i.e., until coders had the same codes of the intervention type, outcome, and effects direction and size variables for two studies in a row). Then, the database of studies was split among the coders and each of them coded her/his batch independently. Questions at this stage were nevertheless solved collaboratively. This strategy enabled us to maintain a high level of coding consistency, enhancing the validity of our study's findings. The database had a hierarchical design: one study could include multiple observations, which were the combination of one intervention and one effect of this intervention in an outcome. Table 5 includes the final number of studies and observations per sector.

To measure effects, we looked at the direction and size of effects ("Effects direction" and "Effect size" variables), and the statistical significance of the findings. Direction was coded as positive, neutral or negative. Neutral was coded when the effects were not significant, or the author explicitly mentioned that there were no effects. Effect size was coded via an ordinal scale ("small", "medium", "high") whenever the effects direction was positive or negative⁷⁴. Coding effect sizes required translating the quantitative measures such as means, non-parametric tests, regression coefficients into our ordinal scale. Whenever authors complemented quantitative metrics with qualitative comments about the size we used the latter. In the studies where authors did not qualify effects as being "small", "medium" or "high" we assumed that the size of the effects was "medium". The only exception to this rule were observations where the metric value was very small (this was the case for <0.1 beta regression coefficients, mean differences, average treatment effects, and <5% percentage differences between the intervention and control groups).

The data was checked for several issues: (1) typos: although many variables included fixed response options others (e.g., country) did not; (2) incongruencies: in our coding book, the coding of some variables depended on the coding of other variables (for example, if the "Effects direction" variable was coded as "neutral", then the "Effects size" variable had to be coded as "NA"); and blank cells: "No information" and "Not Applicable" values were coded as "33" and "99". Thus, the dataset should not contain blank cells. Also, "Effects direction" and "Effects size" were recoded into "Effects direction 7-point" with the following values: large significant negative = -3, small/ medium sig. neg. = -2, very small sig. neg./negligible = -1, neutral/ not sig. = 0, very small sig. pos./ negligible = 1, small/ medium sig. pos. = 2, large sig. pos. = 3.

Out of the 103 studies of the database, 11 contained more than 5 observations per study (marked with an asterisk in Supplementary Table 1) and 9 of them contained more than 3 observations about one intervention and outcome type indicating the same effects direction (marked with two asterisks in Supplementary Table 1). Although many observations from single studies may be less generalizable, our unit of analysis was the case and not the study and we weighted all observations equally.

Table 5 | Number of studies and observations per sector

Sector	Nr. of studies	Nr. of observations	Avg. observations/study
Coastal	19	97	5.11
Agricultural	84	266	3.16
ALL	103	363	3.52

Data limitations

The systematic review faced several methodological limitations that may inform future studies. First, there was the potential for a sample bias in the included studies. The keyword search included only terms in English, and thus excluded potentially relevant articles in other languages. Second, included studies were mostly quantitative studies. Thus, adaptation interventions that are more prone for qualitative evaluations (e.g., informational and institutional interventions or interventions targeting the enabling environment) are likely underrepresented. Also, the lack of qualitative data prevented us from questioning definitions of effectiveness and identifying patterns in the causal mechanisms that connect interventions and outcomes. Although this was not part of our objective, it is an important area of research in the field. Qualitative assessments can not only be particularly effective at capturing the impact of multiple-hazard risks⁷⁵ but have also been accepted as a necessary source of rich data in integrated environmental assessment by the IPCC, Millennium Ecosystem Assessment regional and national studies⁷⁶.

Third, there was the potential for publication bias. This review included only 19 studies from the coastal sector, which in turn covered mostly observations about NbS and social/behavioural interventions. This clustering of intervention types in the coastal sector may be due to the low implementation costs of these interventions compared to infrastructure interventions (e.g., building sea walls or transport infrastructure) specifically in and for LMICs. Infrastructure interventions may be underrepresented also because there tend to be fewer ex-post impact evaluations and more ex-ante predictive and modelling studies, the latter providing no indication of effectiveness. More generally, few studies indicated interventions having negative outcomes. This apparently positive-results publication bias is of potentially major concern.

Fourth, a general issue in extracting the data was that some studies do not label interventions as adaptation interventions, making it difficult to identify them in the literature⁷⁷. This may be specifically the case for technical interventions in the coastal context, as these are often reported in coastal engineering journals without reference to climate change or adaptation. Relatedly, many studies are not explicit about specific climate change threats like droughts, floods, increases in temperature, or climatic variability. This complicated their link to intervention types and outcome categories. While some interventions like financial aid or certain infrastructure solutions may well apply to short term hazards, other interventions like institutional reforms or certain NbS may be more suitable for longer term changes⁷⁸.

Relatedly, just half of the studies in the agricultural sector and 60% in the coastal sector included multilevel regression analyses, pointing to a variety of influential factors (i.e., covariates) other than the interventions that would need further consideration. Studies in the coastal sector, for example, have shown the importance of controlling the effectiveness of mangroves to protect population for aspects such as population density, elevation, distance from rivers or warning measures³⁹. And, in the agricultural sector, studies have illustrated how resilience against droughts and floods can be explained by "Informational/educational" interventions like extension services, as well as other factors like farmers' wealth, education, marital status, institutional participation, size of cultivated land, number of farm plots, technological improvements, access to information or savings⁴⁰.

Last, the review was bound by the methodological challenge of coding a wide diversity of studies. Adaptation is highly heterogeneous involving a range of different actors, activities, scales and sectors and is thus subject to a 'dependent variable problem', whereby studies of adaptation effectiveness often measure very different aspects and therefore require very careful definitions of contexts, interventions and outcomes^{17,79}. We partially coped with this challenge by classifying interventions and outcomes into categories and coding effect sizes via an ordinal scale. Given the large heterogeneity of studies and outcomes, however, a more rigorous quantitative meta-analysis was not possible. Lack of information in the reviewed studies prevented the systematic coding of social, economic, institutional and biophysical contexts in which the interventions were implemented as well as potential barriers

and limits to adaptation, even though these may considerably influence the effectiveness of adaptation interventions.

Data availability

The data used to create all figures is available online (<https://doi.org/10.6084/m9.figshare.24638403>; URL: <https://figshare.com/s/f88bb9b51e160380e1b3>). See also Supplementary Table 1 for a synthesis of the database. The full dataset of the study can be accessed at the Digital Documents Repository CORA RDR of the Autonomous University of Barcelona (<https://doi.org/10.34810/data1149>)⁸¹. The dataset contains categorical, ordinal and interval variables and is contained in an Excel file. There are no accession codes. The original Evidence Gap database can be accessed at the website of the International Initiative for Impact Evaluation (<https://egmopenaccess.3ieimpact.org/evidence-maps/adaptegmieu>).

Received: 18 April 2023; Accepted: 29 March 2024;

Published online: 22 April 2024

References

- Bennich, T., Weitz, N. & Carlsen, H. Deciphering the scientific literature on SDG interactions: a review and reading guide. *Sci. Total Environ.* **728**, 138405 (2020).
- Nilsson, M., Griggs, D. & Visbeck, M. Policy: map the interactions between Sustainable Development Goals. *Nature* **534**, 320–322 (2016).
- White, H. & Waddington, H. Why do we care about evidence synthesis? An introduction to the special issue on systematic reviews. *J. Dev. Effect* **4**, 351–358 (2012).
- Klöß, C. & Nunn, P. D. Adaptation to climate change in small island developing states: a systematic literature review of academic research. *J. Environ. Dev.* **28**, 196–218 (2019).
- Doswald, N. et al. *Evidence Gap and Intervention Heat Maps of Climate Change Adaptation in Low-and Middle-Income Countries*. DEval Discussion Paper 2/2020. <https://doi.org/10.13140/RG.2.2.11654.45127> (2020).
- Leppert, G. et al. *Evaluation of Interventions for Climate Change Adaptation: Instruments for Managing Residual Climate Risks* (DEval, 2021).
- Adu, M. O., Yawson, D. O., Armah, F. A., Abano, E. E. & Quansah, R. Systematic review of the effects of agricultural interventions on food security in northern Ghana. *PLoS One* **13**, e0203605 (2018).
- Magombeyi, M. S., Taigbenu, A. E. & Barron, J. Effectiveness of agricultural water management technologies on rainfed cereals crop yield and runoff in semi-arid catchment: a meta-analysis. *Int. J. Agricult. Sustain.* **16**, 418–441 (2018).
- Raseduzzaman, M. & Jensen, E. S. Does intercropping enhance yield stability in arable crop production? A meta-analysis. *Eur. J. Agron.* **91**, 25–33 (2017).
- Zhao, X. et al. Crop yields under no-till farming in China: a meta-analysis. *Eur. J. Agron.* **84**, 67–75 (2017).
- Dinar, A., Hassan, R., Mendelsohn, R. & Benhin, J. *Climate Change and Agriculture in Africa: Impact Assessment and Adaptation Strategies* (Routledge, 2012).
- Nazarnia, H., Nazarnia, M., Sarmasti, H. & Wills, W. O. A systematic review of civil and environmental infrastructures for coastal adaptation to sea level rise. *Civil Eng. J.* **6**, 1375–1399 (2020).
- Toimil, A., Losada, I. J., Nicholls, R. J., Dalrymple, R. A. & Stive, M. J. F. Addressing the challenges of climate change risks and adaptation in coastal areas: a review. *Coast. Eng.* **156**, 103611 (2020).
- McNamara, K. E. et al. An assessment of community-based adaptation initiatives in the Pacific Islands. *Nat. Clim. Change* **10**, 628–639 (2020).
- Constenla-Villoslada, S., Liu, Y., Wen, J., Sun, Y. & Chonabayashi, S. Large-scale land restoration improved drought resilience in Ethiopia's degraded watersheds. *Nat. Sustain.* **5**, 488–497 (2022).
- Barbour, E. J. et al. The unequal distribution of water risks and adaptation benefits in coastal Bangladesh. *Nat. Sustain.* **5**, 294–302 (2022).
- Berrang-Ford, L., Ford, J. D. & Paterson, J. Are we adapting to climate change? *Glob. Environ. Change* **21**, 25–33 (2011).
- McNamara, K. E. & Buggy, L. Community-based climate change adaptation: a review of academic literature. *Local Environ.* **22**, 443–460 (2016).
- Walker, W. E., Haasnoot, M. & Kwakkel, J. H. Adapt or perish: a review of planning approaches for adaptation under deep uncertainty. *Sustainability* **5**, 955–979 (2013).
- Roggero, M., Bisaro, A. & Villamayor-Tomas, S. Institutions in the climate adaptation literature: a systematic literature review through the lens of the Institutional Analysis and Development framework. *J. Inst. Econ.* **14**, 423–448 (2018).
- Arnott, J. C., Moser, S. C. & Goodrich, K. A. Evaluation that counts: a review of climate change adaptation indicators & metrics using lessons from effective evaluation and science-practice interaction. *Environ. Sci. Policy* **66**, 383–392 (2016).
- Mimura, N. et al. Adaptation planning and implementation. *Climate Change 2014 Impacts, Adaptation and Vulnerability: Part A: Global and Sectoral Aspects* 869–898. <https://doi.org/10.1017/CBO9781107415379.020> (2015).
- Wilby, R. L. et al. A review of climate risk information for adaptation and development planning. *Int. J. Climatol* **29**, 1193–1215 (2009).
- Bisaro, A. & Hinkel, J. Mobilizing private finance for coastal adaptation: a literature review. *Wiley Interdiscip. Rev. Clim. Change* **9**, e514 (2018).
- Berrang-Ford, L., Pearce, T. & Ford, J. D. Systematic review approaches for climate change adaptation research. *Reg. Environ. Change* **15**, 755–769 (2015).
- Adger, N. Vulnerability. *Glob. Environ. Change* **16**, 268–281 (2006).
- Sudmeier-Rieux, K. et al. Scientific evidence for ecosystem-based disaster risk reduction. *Nat. Sustain.* **4**, 803–810 (2021).
- Owen, G. What makes climate change adaptation effective? A systematic review of the literature. *Glob. Environ. Change* **62**, 102071 (2020).
- Noltze, M., Köngeter, A., Mank, I., Moull, K. & Rauschenbach, M. *Evaluation of Interventions for Climate Change Adaptation. Synthesis Report* (DEval, 2023).
- Biesbroek, G. R., Termeer, C. J. A. M., Klostermann, J. E. M. & Kabat, P. Rethinking barriers to adaptation: Mechanism-based explanation of impasses in the governance of an innovative adaptation measure. *Glob. Environ. Change* **26**, 108–118 (2014).
- Seddon, N. et al. Understanding the value and limits of nature-based solutions to climate change and other global challenges. *Philosoph. Trans. R. Soc. B* **375**, 20190120 (2020).
- Mallick, B. & Sultana, Z. Livelihood after relocation—evidences of Guchchagram project in Bangladesh. *Soc. Sci.* **6**, 76 (2017).
- Bhattacharjee, K. & Behera, B. Does forest cover help prevent flood damage? Empirical evidence from India. *Glob. Environ. Change* **53**, 78–89 (2018).
- Ajibade, I. et al. Assessing the bio-psychosocial correlates of flood impacts in coastal areas of Lagos, Nigeria. *J. Environ. Plan. Manag.* **58**, 445–463 (2015).
- Leclerc, C. et al. Indigenous past climate knowledge as cultural built-in object and its accuracy. Indigenous past climate knowledge as cultural built-in object and its accuracy. *Ecol. Soc.* **18**, 22 (2013).
- Wang, Y. J., Huang, J. K. & Wang, J. X. Household and community assets and farmers' adaptation to extreme weather event: the case of drought in China. *J. Integr. Agric.* **13**, 687–697 (2014).
- Rahut, D. B. & Ali, A. Impact of climate-change risk-coping strategies on livestock productivity and household welfare: empirical evidence from Pakistan. *Heliyon* **4**, e00797 (2018).

38. Gori Maia, A., et al. Climate change and adaptive strategies in agriculture: assessing the impacts on small farmers in the Brazilian Sertão <https://doi.org/10.22004/AG.ECON.236255> (2016).
39. Das, S. & Vincent, J. R. Mangroves protected villages and reduced death toll during Indian super cyclone. *Proc Natl. Acad. Sci. USA* **106**, 7357–7360 (2009).
40. Boka, G. T. *Measuring Resilience to Climate Change in Ethiopian* (African Development Bank, 2017).
41. Hasegawa, T. et al. Risk of increased food insecurity under stringent global climate change mitigation policy. *Nat. Clim. Change* **8**, 699–703 (2018).
42. Diwakar, V. & Lacroix, A. Climate shocks and poverty persistence: Investigating consequences and coping strategies in Niger, Tanzania, and Uganda. *Sustain. Dev.* **29**, 552–570 (2021).
43. Hertel, T. W. & Rosch, S. D. Climate change, agriculture, and poverty. *Appl. Econ. Perspect Policy* **32**, 355–385 (2010).
44. Ruangpan, L. et al. Nature-based solutions for hydro-meteorological risk reduction: a state-of-the-art review of the research area. *Nat. Hazards Earth Syst. Sci.* **20**, 243–270 (2020).
45. Chausson, A. et al. Mapping the effectiveness of nature-based solutions for climate change adaptation. *Glob. Chang Biol.* **26**, 6134–6155 (2020).
46. Keesstra, S. et al. The superior effect of nature based solutions in land management for enhancing ecosystem services. *Sci. Total Environ.* **610–611**, 997–1009 (2018).
47. Fund, A. Agroecology: A Nature-based Food System-NBS Proposal from the AgroEcology Fund. *UN Secretary General Climate Action Summit* (2019).
48. Phuong, L. T. H. et al. Using a social learning configuration to increase Vietnamese smallholder farmers' adaptive capacity to respond to climate change. *Local Environ.* **23**, 879–897 (2018).
49. Eitzinger, A., Binder, C. R. & Meyer, M. A. Risk perception and decision-making: do farmers consider risks from climate change? *Clim. Change* **151**, 507–524 (2018).
50. Jagustović, R. et al. Better before worse trajectories in food systems? An investigation of synergies and trade-offs through climate-smart agriculture and system dynamics. *Agric. Syst.* **190**, 103131 (2021).
51. Sowers, J. et al. Climate change, water resources, and the politics of adaptation in the Middle East and North Africa. *Clim. Change* **104**, 599–627 (2010).
52. Mukheibir, P. Water resources management strategies for adaptation to climate-induced impacts in South Africa. *Water Resour. Manag.* **22**, 1259–1276 (2008).
53. Pörtner, H.-O. eds. et al. Intergovernmental Panel on Climate Change (IPCC). *Climate Change 2022: Impacts, Adaptation and Vulnerability: Working Group II Contribution to the Sixth Assessment Report of the Intergovernmental Panel on Climate Change* (Cambridge University Press, 2022).
54. Waaswa, A., Oywaya Nkurumwa, A., Mwangi Kibe, A. & Ngeno Kipkemoi, J. Climate-Smart agriculture and potato production in Kenya: review of the determinants of practice. *Clim. Dev.* **14**, 75–90 (2021).
55. Khanal, U., Wilson, C., Hoang, V.-N. & Lee, B. Farmers' adaptation to climate change, its determinants and impacts on rice yield in Nepal. *Ecol. Econ.* **144**, 139–147 (2018).
56. Mapfumo, P., Adjei-Nsiah, S., Mtambanengwe, F., Chikowo, R. & Giller, K. E. Participatory action research (PAR) as an entry point for supporting climate change adaptation by smallholder farmers in Africa. *Environ. Dev.* **5**, 6–22 (2013).
57. Whitfield, S. et al. Exploring temporality in socio-ecological resilience through experiences of the 2015–16 El Niño across the Tropics. *Glob. Environ. Change* **55**, 1–14 (2019).
58. Biagini, B., Bierbaum, R., Stults, M., Dobardzic, S. & McNeeley, S. M. A typology of adaptation actions: a global look at climate adaptation actions financed through the Global Environment Facility. *Glob. Environ. Change* **25**, 97–108 (2014).
59. McGray, H., Hammill, A., Bradley, R., Schipper, L. & Parry, J.-E. *Weathering the Storm: Options for Framing Adaptation and Development* Vol. 57 (World Resources Institute Washington, 2007).
60. O'Brien, K., Eriksen, S., Nygaard, L. P. & Schjolden, A. N. E. Why different interpretations of vulnerability matter in climate change discourses. *Clim. Policy (Earthscan)* **7**, 73–88 (2007).
61. Hultman, N., Lou, J. & Hutton, S. A review of community co-benefits of the clean development mechanism (CDM). *Environ. Res. Lett.* **15**, 053002 (2020).
62. Storbjörk, S. It takes more to get a ship to change course': barriers for organizational learning and local climate adaptation in Sweden. *J. Environ. Policy Plan.* **12**, 235–254 (2010).
63. Torhan, S. et al. Tradeoffs and synergies across global climate change adaptations in the food-energy-water nexus. *Earths Future* **10**, e2021EF002201 (2022).
64. Stojanovic, T. & Barker, N. Improving governance through local coastal partnerships in the UK. *Geogr. J.* **174**, 344–360 (2008).
65. Urwin, K. & Jordan, A. Does public policy support or undermine climate change adaptation? Exploring policy interplay across different scales of governance. *Glob. Environ. Change* **18**, 180–191 (2008).
66. IUCN. Guidance for Using the IUCN Global Standard for Nature-based Solutions. *A User-Friendly Framework for the Verification, Design and Scaling Up of Nature-Based Solutions* (IUCN, 2020).
67. European Commission. Communication from the Commission to the European Parliament, the Council, the European Economic and Social Committee and the Regions. Forging a climate-resilient Europe - the new EU Strategy on Adaptation to Climate Change. *COM(2021) 82 final* (2021).
68. European Environmental Agency (EPA). *The European Environment—State and Outlook 2020 Knowledge for Transition to a Sustainable Europe* (Publications Office of the European Union, 2019).
69. DeLonge, M. & Basche, A. Managing grazing lands to improve soils and promote climate change adaptation and mitigation: a global synthesis. *Renew. Agric. Food Syst.* **33**, 267–278 (2018).
70. Gedan, K. B., Kirwan, M. L., Wolanski, E., Barbier, E. B. & Silliman, B. R. The present and future role of coastal wetland vegetation in protecting shorelines: answering recent challenges to the paradigm. *Clim. Change* **106**, 7–29 (2011).
71. Gotham, K. F. & Campanella, R. Coupled vulnerability and resilience: the dynamics of cross-scale interactions in post-Katrina New Orleans. *Ecol. Soc.* **16**, (2011).
72. Collaboration for Environmental Evidence. *Guidelines and standards for evidence synthesis in environmental management*, version 5.1. (eds Pullin, A. S., Frampton, G. K., Livoreil, B. & Petrokofsky, G.) www.environmentalevidence.org/information-for-authors (2022).
73. Cascio, M. A., Lee, E., Vaudrin, N. & Freedman, D. A. A team-based approach to open coding: considerations for creating intercoder consensus. *Field Methods* **31**, 116–130 (2019).
74. Creutzig, F. et al. Demand-side solutions to climate change mitigation consistent with high levels of well-being. *Nat. Clim. Change* **12**, 36–46 (2022).
75. Gallina, V. et al. A review of multi-risk methodologies for natural hazards: consequences and challenges for a climate change impact assessment. *J. Environ. Manag.* **168**, 123–132 (2016).
76. Rounsevell, M. D. A. & Metzger, M. J. Developing qualitative scenario storylines for environmental change assessment. *Wiley Interdiscip. Rev. Clim. Change* **1**, 606–619 (2010).
77. Hofmann, M. E., Hinkel, J. & Wrobel, M. Classifying knowledge on climate change impacts, adaptation, and vulnerability in Europe for informing adaptation research and decision-making: A conceptual meta-analysis. *Glob. Environ. Change.* **21**, 1106–1116 (2011).

78. Schoon, M. L. & Cox, M. E. Understanding disturbances and responses in social-ecological systems. *Soc. Nat. Resour.* **25**, 141–155 (2011).
79. Dupuis, J. & Biesbroek, R. Comparing apples and oranges: the dependent variable problem in comparing and evaluating climate change adaptation policies. *Glob. Environ. Change* **23**, 1476–1487 (2013).
80. Eriksen, M. B. & Frandsen, T. F. The impact of patient, intervention, comparison, outcome (PICO) as a search strategy tool on literature search quality: a systematic review. *J. Med. Libr. Assoc.* **106**, 420 (2018).
81. Villamayor-Tomas, S., Bisaro, A., Albizua, A. & Hinkel, J. Adaptation interventions developing countries database. <https://doi.org/10.34810/data1149> (2024).

Acknowledgements

This work is part of an evaluation of interventions for climate change adaptation by the German Institute for Development Evaluation (DEval). We are grateful to the anonymous reviewers and the editor-in-chief for insightful comments on earlier versions of this manuscript. Sergio Villamayor-Tomas acknowledges support from the Ayuda de Consolidación Investigadora of the Spanish Ministry of Science and Innovation (CNS2022-136063). Institute of Environmental Science and Technology at the University of Barcelona (ICTA-UAB). This work also contributes to the 'María de Maeztu Unit of Excellence' (CEX2019-000940-M).

Author contributions

The authors confirm contribution to the paper as follows: study conception and design: Sergio Villamayor-Tomas, Alexander Bisaro, Kevin Moull, Amaia Albizua, Isabel Mank, Jochen Hinkel, Gerald Leppert, Martin Noltze; data collection: Sergio Villamayor-Tomas, Alexander Bisaro, Kevin Moull, Amaia Albizua, Isabel Mank, Jochen Hinkel, Gerald Leppert, Martin Noltze; analysis and interpretation of results: Sergio Villamayor-Tomas, Alexander Bisaro, Kevin Moull, Amaia Albizua, Isabel Mank, Jochen Hinkel, Gerald Leppert, Martin Noltze; draft manuscript preparation: Sergio Villamayor-Tomas, Alexander Bisaro, Kevin Moull, Amaia Albizua, Isabel Mank, Jochen Hinkel, Gerald Leppert, Martin Noltze.

Competing interests

The authors declare no competing interests.

Additional information

Supplementary information The online version contains supplementary material available at <https://doi.org/10.1038/s43247-024-01356-0>.

Correspondence and requests for materials should be addressed to Sergio Villamayor-Tomas.

Peer review information Communications Earth & Environment thanks Luca Cetara and the other, anonymous, reviewer(s) for their contribution to the peer review of this work. Primary Handling Editor: Alessandro Rubino and Aliénor Lavergne. A peer review file is available.

Reprints and permissions information is available at <http://www.nature.com/reprints>

Publisher's note Springer Nature remains neutral with regard to jurisdictional claims in published maps and institutional affiliations.

Open Access This article is licensed under a Creative Commons Attribution 4.0 International License, which permits use, sharing, adaptation, distribution and reproduction in any medium or format, as long as you give appropriate credit to the original author(s) and the source, provide a link to the Creative Commons licence, and indicate if changes were made. The images or other third party material in this article are included in the article's Creative Commons licence, unless indicated otherwise in a credit line to the material. If material is not included in the article's Creative Commons licence and your intended use is not permitted by statutory regulation or exceeds the permitted use, you will need to obtain permission directly from the copyright holder. To view a copy of this licence, visit <http://creativecommons.org/licenses/by/4.0/>.

© The Author(s) 2024